



Healthcare Education Guide

Spring / Summer 2011



Leaders in Health Care Education

Over 11,000 healthcare educators worldwide depend on us for healthcare training programs that inform, educate and motivate.

Desire To INFORM

For over 20 years we have provided award-winning programs to meet the continuing education needs of physicians, nurses, general staff, patients and families. Through knowledge and expertise we have developed long-term partnerships with professional associations such as: The Association for Professionals in Infection Control and Epidemiology, National Student Nurses Association, National Patient Safety Foundation, Association for the Healthcare Environment, and the International Association of Healthcare Central Service Materiel Management.

Experience to EDUCATE

We are constantly and thoroughly researching the critical issues facing the world of healthcare. A commitment to content accuracy and our history of collaborating with the most recognized and respected professionals in the healthcare industry has earned us the respect of experts in a wide variety of medical fields. Our writers specialize in educational, empowerment, medical and technical scripts, and our crew has filmed in over one hundred healthcare environments around the world.

Passion to MOTIVATE

Not only is our team experienced and knowledgeable, we are enthusiastic about what we do and we want your experience with us to be rewarding and motivating. That's why a team member who knows our products and services will always answer your call. That's why we provide in-house fulfillment and distribution. And that is why we are focused on creating realistic and visually stimulating programs that simplify even the most complex government regulations and compliance standards.

Programs that INFORM. EDUCATE. MOTIVATE.®

As leaders in healthcare education our mission is to provide stimulating and comprehensive training on the most critical issues facing providers today. Whether you choose to purchase one of our existing programs or to partner with us to produce one of your own, we will work closely with you to ensure we meet your objectives. Our dedication to providing solutions for your education needs is surpassed only by our pledge to deliver premium customer service.

Envision Incorporated. *Inform. Educate. Motivate.*®

TABLE OF CONTENTS

Ordering Information & Policies	4	Pediatric Mock Code	122
Age Specific Competencies	7	Pressure Ulcers	123
Ambulatory Care	8	Privacy and Confidentiality	125
CE Accredited Programs	20	Restraints	128
Central Processing	30	Safety – Patient	130
Child Abuse	35	Safety – Worker	139
Compliance	37	Sedation and Anesthesia Care	146
Construction In Healthcare	38	Sexual Harassment	147
Critical Thinking Skills	40	Spiritual Care	148
Cultural Competence	41	Suicide Precautions	149
Customer Service	42	Violence	150
Documentation	46	Index	151
Emergency Department	47	Order Form	154
End of Life Care	49		
Environmental Services	52		
Ethics	56		
Fall Prevention	58		
Fire Safety	60		
Home Health	62		
Infection Prevention and Control	64		
Influenza Vaccination	99		
Long-Term Care	100		
Operating Room Education	105		
Pain Management	110		
Patient and Family Education	112		

Ordering:

For your convenience, order via telephone, fax, or internet:

- **Toll Free: 866-321-5066**
- **Fax: 615-312-5119 (see faxable order form on page 138)**
- **Online: www.EnvisionInc.net**

Online Tools and Resources

Our website, www.EnvisionInc.net is updated on a daily basis therefore, the most current information about any of our programs can be accessed online. Additionally, our website offers FREE online previews! This feature allows you and your colleagues the ability to preview programs in order to make a purchasing decision at a time and place that is most convenient for you.

Online resources include:

- Comprehensive descriptions of all programs searchable by subject or title
- FREE online previews
- Easy to find New Releases
- Special offers that help save you money
- A secure e-commerce ordering engine

Program Formats

All of our video programs are available in DVD and VHS formats. CD format is available via special request however additional format fees apply.

See individual program descriptions for information on Bonus Educational materials, provided in electronic format, that may accompany each program (i.e., study guide, textbook, post-test, instructor's manual).

Preview and Purchase Policy

We offer **FREE Online Previews of most of our programs** directly from our website. The purpose of the preview is to assist in making a purchasing decision; online previews are not to be used for training. If the online preview is not available or is not convenient for you, we offer all our programs on a 14 day RISK FREE evaluation period with a full money-back guarantee. **Programs may not be used for any type of staff training or orientation during the evaluation period.** Any program not received back within the 14 day period will be invoiced.

ORDERING INFORMATION & POLICIES

Online Previews

Over 95 percent of our educational programs are now available for online preview. Each online preview is the program in its entirety. Simply register as a member on the homepage of our website, www.EnvisionInc.net (membership is free). You will receive a confirmation email that will ask you to activate your account. Once your account has been activated, you may preview any of our programs absolutely FREE directly from our website!

Key to Symbols



Award Winners – This program has been nationally recognized as an industry leader for training purposes



Best Sellers – This program is one of our best selling educational programs



Closed Captioned – This program is Closed Captioned for the hearing impaired



Continuing Education – This program is approved for Continuing Education for Nurses

Association Partnership Discounts

Envision, Inc. partners with a number of professional associations in the development and production of many of our programs. When we partner with an association, we offer their membership a discount on that program. Participating associations include:



American Association of Critical-Care Nurses (AACN)



Association for the Healthcare Environment (AHE)



Association for Professionals in Infection Control and Epidemiology (APIC)



Association for Vascular Access (AVA)



International Association of Healthcare Central Service Materiel Management (IAHCSMM)



National Patient Safety Foundation (NPSF)

ORDERING INFORMATION & POLICIES

Payment

Envision, Inc. accepts official Purchase Orders from AHA member hospitals, VISA, MasterCard, and checks. Invoices are billed net 30 days. Contact us for full Terms and Conditions. Orders placed outside the United States must be prepaid and are subject to international shipping rates.

Shipping/Handling

Orders placed inside the Continental United States are shipped within one to two days via prepaid UPS Ground Service. Allow 3 to 5 business days for UPS depending upon your location. Add \$15 for shipping and handling for the first item ordered. Add \$3 for each additional item with a maximum of \$21. Orders shipping to Alaska, Hawaii or Canada must ship via UPS Air and will be charged \$25. Please call for international shipping rates. Shipping and handling is non-refundable.

Rush Service

We can ship UPS 2nd Day, UPS Next Day, and FedEx for an additional charge. Call for details. If your need is urgent we can usually accommodate your request, but please call to check availability.

Digital-On-Demand, Closed Circuit, and Intranet Licensing

We offer one FREE site-license for in-house use with the purchase of every Envision, Inc. program, providing that the signal is received only at one physical location. Should additional facilities in your healthcare system have the capability to receive the signal, a separate site license is required for each location. Please call for a discounted rate based on the number of locations.

Returns

Programs must be returned within 14 days of receipt for a full refund. Returns within 30 days will receive a full credit minus shipping and handling.

Duplication

All copyright laws apply. Duplication of our video programs for any reason is strictly prohibited, unless written permission is granted by Envision, Inc. Additional copies may be purchased at a substantial discount.

© **Envision, Inc.** All images and text in this document are the sole property of Envision, Inc. and may not be duplicated or used without written permission from Envision, Inc.



Age Specific Care for the Population We Serve

In order to provide the most appropriate care, treatment and services, healthcare providers must enhance their knowledge of the unique needs of patients as dictated by their age. Developed to meet The Joint Commission's requirements this video training program is an essential guide to each stage of growth and development. Packed with hands-on tips, practical examples and helpful insights, this program benefits all healthcare workers from Admissions to the Bedside to Discharge Planning.

Topics covered include:

- Six stages of growth and development
- Physical growth characteristics
- Special clinical concerns for each stage
- Psychosocial considerations
- Safety concerns
- Patient and family education

Special Offer: Included with the purchase of this program is a 22 page Clinical Guide which contains: detailed clinical and psychosocial information appropriate to each age group, descriptions of each age group, motor development and age-specific guidelines charts, and criteria checklist.

\$295 | 18 MINUTES | INCLUDES CLINICAL GUIDE | POST TEST





Age Specific Care for the Population We Serve

In order to provide the most appropriate care, treatment and services, healthcare providers must enhance their knowledge of the unique needs of patients as dictated by their age. Developed to meet The Joint Commission's requirements this video training program is an essential guide to each stage of growth and development. Packed with hands-on tips, practical examples and helpful insights, this program benefits all healthcare workers from Admissions to the Bedside to Discharge Planning.

Topics covered include:

- Six stages of growth and development
- Physical growth characteristics
- Special clinical concerns for each stage
- Psychosocial considerations
- Safety concerns
- Patient and family education

Special Offer: Included with the purchase of this program is a 22 page Clinical Guide which contains: detailed clinical and psychosocial information appropriate to each age group, descriptions of each age group, motor development and age-specific guidelines charts, and criteria checklist.

\$295 | 18 MINUTES | INCLUDES CLINICAL GUIDE | POST TEST





From Top to Bottom: Cleaning & Disinfecting Ambulatory Care Centers, Physician Offices and Retail Clinics

Patients with a wide range of illnesses are seeking immediate or convenient treatment in ambulatory care centers and retail clinics. These settings require the **same quality standards and cleaning efficacy** as hospitals, long term care and surgery centers!

Based upon the latest **AHE Protocols** this short, effective program provides an in-depth demonstration and explanation of cleaning protocols for high traffic and treatment areas.

Highlights from this program include:

- How to properly clean and disinfect triage, reception and waiting rooms, exam rooms and restrooms
- Preparing supplies and stocking the cleaning cart
- Safety issues, including:
 - Appropriate PPE
 - Standard Precautions and hand hygiene protocols
 - Mixing chemicals
 - Proper lifting techniques
 - Ensuring electrical safety

\$175 | AHE MEMBER | \$245 NON MEMBER | 10 MINUTES

This program is currently in production. To be alerted once the program is complete, please call Envision, Inc., or visit the website and in the Coming Soon section, provide your email address. We will notify you when the program is available for FREE preview.



Fire Safety in the Operating Room: Strategies for Keeping it Safe!

Preventing a fire incident in the surgical suite is a patient safety imperative, as the consequences can be devastating to the patient and staff alike.

Updated in 2010, this program demonstrates sound Safety Practices that can be incorporated into the daily work routine. After completing this training program, the learner will be able to:

- Identify components of the Fire Triangle
- Describe measures to prevent OR fires
- Explain actions to be taken if a fire occurs
- Discuss considerations for a fire safety plan

Special offer: Study guide includes two learning tools: *Components of the Fire Triangle and OR Fire Safety Checklist*.

\$295 AORN MEMBER | \$325 NON-MEMBER | 25 MINUTES | INCLUDES STUDY GUIDE | POST TEST





Hand Hygiene: Cleaning Up Our Act



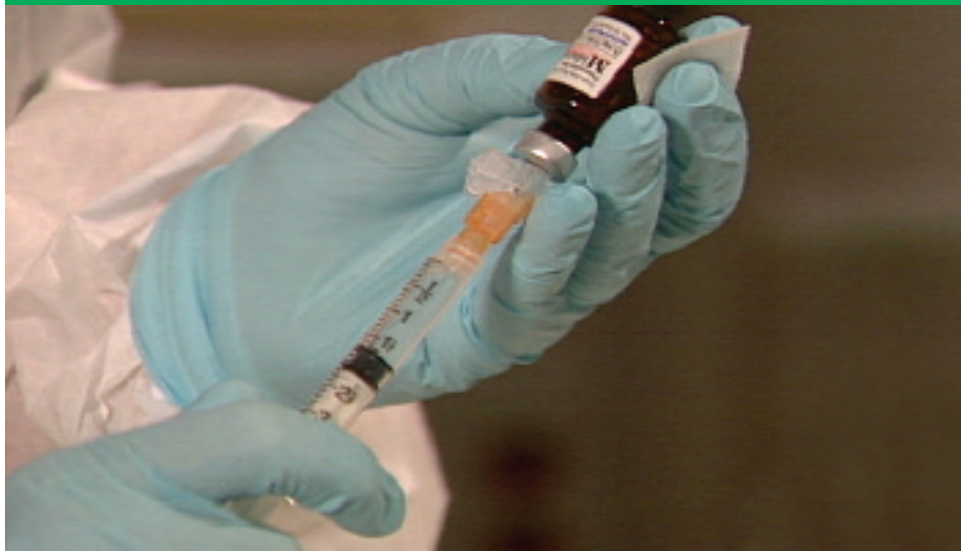
This program is a must for any organization looking to increase compliance with the CDC's Hand Hygiene Guideline!

Featuring Guideline authors Dr. John Boyce, Dr. Didier Pittet and Dr. Elaine Larson this program discusses hand antisepsis, handwashing, surgical hand antisepsis, glove use, skin care, and artificial nails. After completing this program, staff will be able to:

- Discuss the issues surrounding the lack of adherence to hand hygiene protocols
- Identify the goals of hand hygiene
- Demonstrate the different types of hand hygiene procedures and understand their benefits
- Explain the indications for use of hand hygiene products
- Examine other strategies for hand hygiene including glove use and fingernail protocols

\$195 APIC MEMBER | \$225 NON-MEMBER | 18 MINUTES | INCLUDES STUDY GUIDE | POST TEST | APPROVED FOR 1 CONTACT HOUR CE CREDIT FOR NURSES | AVAILABLE IN SPANISH





Moderate Sedation: Complying with Accreditation and Regulatory Requirements

A patient's response to sedation is not always predictable; therefore, it is imperative that healthcare providers who administer moderate sedation study the evidence-based practices and required standards and regulations essential in providing safe, effective patient care.

This comprehensive training module will educate staff on the following:

- Pharmacology of medications / agents used
- How to safely deliver these medications
- Pre-procedural, procedural, and post-procedural assessment and monitoring of patients
- Safety and infection prevention protocols
- Proper documentation
- Current regulations, accreditation standards, recommended practices and guidelines that apply to the use of moderate sedation / analgesia

Special Offer: Included with the purchase of this program is a Learning Tool: *Common Medications Chart*.

\$295 AANA MEMBER | \$325 NON-MEMBER | 15 MINUTES | INCLUDES STUDY GUIDE | POST TEST | LEARNING TOOL | APPROVED FOR 1.5 CONTACT HOURS OF CONTINUING EDUCATION FOR NURSES





Overcoming the Obstacles: Improving Hand Hygiene Compliance

Hand hygiene is the single most important and effective practice to prevent the spread of the microorganisms that cause HAIs! And yet even now, years after the release of the CDC's Hand Hygiene Guideline, compliance is still abysmally low. Are you hearing these common excuses?

- I'm so busy... I just forget / I don't have time!
- I'm in and out of patient rooms all the time. I can't stop outside every room and wash!
- I wear gloves for my job, so I don't need to do hand hygiene.
- How can I perform hand hygiene before going into the patient's room if my hands are full?

This important program acknowledges the obstacles that keep clinicians from cleaning their hands, and presents ways to overcome them. This education complements new initiatives by the Joint Commission, The World Health Organization, and the Institute for Healthcare Improvement in order to improve hand hygiene compliance, while at the same time informing clinicians on the important facts contained in the CDC's Hand Hygiene Guideline.

Content Advisor: Elaine Larson, RN, PhD, FAAN, CIC

\$120 APIC MEMBER | \$145 NON-MEMBER | 10 MINUTES | POST TEST



From Top to Bottom: Cleaning the Operating and Procedure Rooms

Produced in partnership with the Association for the Healthcare Environment (AHE), this program presents the most current information available for Environmental Service staff on how to properly clean and disinfect the operating room and other hospital procedure areas. An in-depth demonstration and explanation of protocols, including:

- Common operating room viruses and bacteria, and the agents or solutions used to combat them
- Safe disposal of general waste vs. medical waste
- Proper PPE, cleaning and storing equipment
- Step-by-step of the OR cleaning process for Before the Start of Day, Between Procedures and Terminal Cleaning
- How to clean and store Environmental Services equipment

The video is presented in both English and Spanish for one low price!

Special offer: This program is part of the **From Top to Bottom** series of programs developed specifically for Environmental Service Staff and can be purchased individually or at a discount when purchasing the series. For more information on all three programs and available discounts, please look in the [Environmental Services](#) section of this catalog.

\$175 AHE MEMBER | \$245 NON-MEMBER | 10 MINUTES | ACCOMPANYING RESOURCE CD CONTAINING ENGLISH AND SPANISH GLOSSARY OF TERMS AND POST TEST





Those In Need: Suicide Precautions in the Healthcare Setting

Patients in any healthcare setting can be at risk for suicide and are often overlooked. Hospitals, Ambulatory Settings and Emergency Departments must recognize those at risk and meet Joint Commission Standards and Centers for Medicare and Medicaid Services (CMS) Regulations.

With scenarios in inpatient, ambulatory and ED settings, this program will provide your staff with the tools they require to recognize those at risk for suicide and respond appropriately so that individuals can get the help they need! After viewing this program, staff will be able to:

- Identify risk factors and protective factors for patients at risk for suicide
- Screen for depression and suicide risk
- Activate a response and implement Suicide Precautions
- Provide a safe patient environment and remove harmful objects
- Determine level of risk to help create an appropriate treatment plan, including an observation schedule
- Maintain the right attitude and initiate crucial conversations
- Document and communicate assessments and interventions

\$295 | 20 MINUTES | INCLUDES STUDY GUIDE | POST TEST | APPROVED FOR 1 CONTACT HOUR CE CREDIT FOR NURSES 



On High Alert: Infection Prevention Practices for the Operating Room


Preventing SSI is the primary goal of the surgical team, and the best way to accomplish this goal is to incorporate infection prevention principles into everyday practice and remain **On High Alert** for breaks in asepsis during procedures.

This short, to-the-point program outlines the principles of asepsis and infection prevention practices for the perioperative setting. Topics covered include:

- Adherence to Standard Precautions and Transmission-based Precautions
- Proper Surgical Attire and PPE
- Adherence to Principles of Asepsis (skin prep, draping, sterile vs. non-sterile)
- Maintaining and Monitoring the Surgical Field
- Antimicrobial Prophylaxis
- Environmental Cleaning
- Post-operative Surveillance for SSI

Special Offer: Included with the purchase of the program is a Learning Tool: [Aseptic Practices and Principles Summary](#).

\$195 APIC MEMBER | \$225 NON-MEMBER | 15 MINUTES | INCLUDES POST TEST AND TOOL



Partners in Care... Patient Education for Preventing Surgical Site Infections

The patient plays a vital role in preventing surgical site infections! Evidence-based practices such as prepping the skin with an antiseptic solution and administering a nasal ointment prior to surgery are important preventive measures that help reduce the amount of harmful microorganisms found both on the skin and in the nose; thereby reducing the risk of surgical site infection.

Special Offer: This program is part of **Partners in Care**, a Patient Education Series of programs that help meet The Joint Commission's National Patient Safety Goals by educating patients on safety issues within the facility and in the home environment.

Many programs in the **Partners in Care** series are available in both **English** and **Spanish** and may be purchased individually or as a package for a discount. For more information on this series of programs, please refer to the Patient Education section of this document.

\$99 | APIC MEMBER | **\$125** NON MEMBER | 7 MINUTES | INCLUDES PATIENT HANDOUT



Safe Injection Practices

This short, to-the-point program highlights the Safe Injection Practices recommended by the CDC, The Joint Commission, Institute for Safe Medical Practices and Infusion Nurses Society. These recommendations were developed to prevent actions that can spread bloodborne pathogens such as Hepatitis B and C and HIV as well as bacterial, fungal and viral infections; and reduce the risk of needlestick injuries to both patients and healthcare workers.

Topics presented include:

- Sources of transmission
- Practices that have contributed to outbreaks
- Aseptic technique for handling, preparing and storing medications and supplies
- Standard Precautions including safe injection practices, hand hygiene and PPE
- Safer Medical Devices

Clinical Advisors: Wanda Neal Hooper, BSN, MS, RN, CIC and April Tracy, RN, BSN, IP

\$195 | APIC MEMBER | **\$225** NON MEMBER | 10 MINUTES | INCLUDES POST TEST



Patient Safety: A Critical Issue



One of the greatest issues facing healthcare today is the occurrence, frequency and severity of medical errors. The undeniable truth is that all facilities are at risk for these occurrences. The only real question is how we choose to address these errors and their solutions.

This program addresses The Joint Commission Standards and CMS Regulations mandating that healthcare facilities maintain a focus on patient safety, and features top experts in the field. After viewing this program healthcare professionals will be able to:

- Recognize the most common sources of errors, including medication errors
- Know what and when to report, including near misses
- Conduct a root cause analysis
- Understand the process of disclosure
- Explain the importance of a risk assessment method such as HFMEA (Healthcare Failure Mode and Effects Analysis)

Special offer: Tools incorporated in the Study Guide include [Patient Education Consumer Fact Sheets](#), and [Institute for Safer Medical Practices List of Dangerous Abbreviations or Dose Designations](#)

\$195 APIC MEMBER | \$225 NON-MEMBER | 21 MINUTES | INCLUDES STUDY GUIDE | POST TEST





***Clostridium difficile:* A Growing Threat**

Clostridium difficile is the most common cause of infectious diarrhea acquired while being treated in a hospital, and the most common cause of acute diarrheal illness in long term care facilities.

This program incorporates the recommendations in the new HICPAC/SHEA/APIC/IDSA Compendium of Strategies to Prevent Healthcare-Associated Infections in Acute-Care Hospitals. After finishing this program healthcare professionals will be able to:

- Discuss the growing prevalence and severity of *Clostridium difficile*-Associated Disease (CDAD)
- Specify the risk factors for acquiring CDAD
- Identify and appropriately care for patients infected with *C. difficile*
- Discuss strategies to prevent the transmission of *C. difficile*

Clinical Advisors: Erik R. Dubberke, MD, Jennie Mayfield, BSN,MPH,CIC

Special offer: Included with the purchase of this program is a Patient Handout explaining to patients and their family how transmission can be prevented both in the facility as well as once the patient is at home.

\$295 APIC MEMBER | \$325 NON-MEMBER | 16 MINUTES | INCLUDES STUDY GUIDE | POST TEST | APPROVED FOR 1.5 CONTACT HOURS CE CREDIT FOR NURSES





APIC

Fighting Respiratory Diseases: Our Best Defense



Respiratory diseases can unexpectedly explode into epidemic proportions – our best defense is a good offense!

This program addresses transmission of respiratory diseases, signs and symptoms, Isolation Precautions, hand hygiene, respiratory protection and other PPE, and environmental services protocols. In addition to these important topics, this program also discusses:

- How to rapidly identify and isolate potentially ill patients
- Implementation of strict infection control practices to prevent transmission
- Importance of communication internally between departments and externally with health departments and community officials

\$195 APIC MEMBER | \$325 NON-MEMBER | 16 MINUTES | INCLUDES STUDY GUIDE | POST TEST | APPROVED FOR 1 CONTACT HOUR CE CREDIT FOR NURSES | AVAILABLE IN SPANISH





Hand Hygiene: Cleaning Up Our Act



This program is a must for any organization looking to increase compliance with the CDC's Hand Hygiene Guideline!

Featuring Guideline authors Dr. John Boyce, Dr. Didier Pittet and Dr. Elaine Larson this program discusses hand antisepsis, handwashing, surgical hand antisepsis, glove use, skin care, and artificial nails. After completing this program, staff will be able to:

- Discuss the issues surrounding the lack of adherence to hand hygiene protocols
- Identify the goals of hand hygiene
- Demonstrate the different types of hand hygiene procedures and understand their benefits
- Explain the indications for use of hand hygiene products
- Examine other strategies for hand hygiene including glove use and fingernail protocols

\$195 APIC MEMBER | \$225 NON-MEMBER | 18 MINUTES | INCLUDES STUDY GUIDE | POST TEST | APPROVED FOR 1 CONTACT HOUR CE CREDIT FOR NURSES | AVAILABLE IN SPANISH





APIC

IV Catheter-Related Infections: CDC Guidelines for Prevention



NATIONAL AWARD WINNER

Featuring CDC Guideline authors Dennis Maki, MD and Rita McCormick, RN, CIC this program discusses the most critical issues surrounding intravascular infections and strategies for prevention. Upon completion, the learner will be able to:

- Discuss the four primary routes of catheter-related infection
- Identify pathogenic determinants of infection related to intravenous catheters
- Utilize sterile precautions during insertion
- Determine intervals for replacement of catheters, IV fluids, and administration sets
- Provide proper catheter site care
- Prep for skin antiseptics
- Discontinue catheter use when no longer essential

Clinical Advisors: Dennis Maki, MD, Naomi O'Grady, MD, and Rita McCormick, RN, CIC

Special offer: Study Guide includes a section on IV catheter-related infections in pediatric patients and a Quick Summary Tool outlining the 2002 CDC/HICPAC Guidelines for Prevention for Intravascular Catheter-Related Infections.

\$195 APIC MEMBER | \$225 NON-MEMBER | 20 MINUTES | INCLUDES STUDY GUIDE | POST TEST | APPROVED FOR 1 CONTACT HOUR CE CREDIT FOR NURSES





MRSA: Time for Action

MRSA is associated with significantly higher morbidity, mortality and hospital costs. MRSA can manifest itself into healthcare-associated infections such as ventilator-associated pneumonia (VAP), surgical site infections (SSI) and catheter-associated bloodstream infections (CA-BSI). It is also an increasing cause of infections in our communities. The objectives of this program are to:

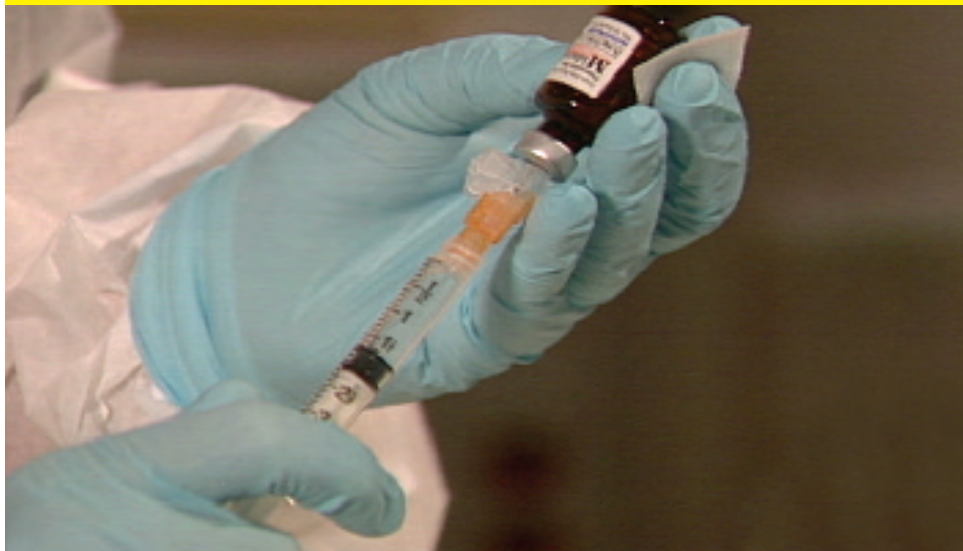
- Increase awareness of the growing incidence of CA-MRSA and HA-MRSA
- Discuss the risk factors for acquiring MRSA
- Identify the reservoirs and modes of transmission for CA-MRSA and HA-MRSA
- Discuss strategies to identify MRSA
- Outline techniques to prevent and control transmission

Reflects the [CDC Guideline for the Management of Multiple-Drug Resistant Organisms in Healthcare Settings](#) and the new [HICPAC/SHEA/APIC IDSA Compendium of Strategies to Prevent Healthcare-Associated Infections in Acute care Hospitals](#).

Content Advisors: William Jarvis, MD, and Marie Fornof, RN, BN, CIC

\$295 APIC MEMBER | \$325 NON-MEMBER | 20 MINUTES | INCLUDES STUDY GUIDE | POST TEST | APPROVED FOR 1 CONTACT HOUR CE CREDIT FOR NURSES





Moderate Sedation: Complying with Accreditation and Regulatory Requirements

A patient's response to sedation is not always predictable; therefore, it is imperative that healthcare providers who administer moderate sedation study the evidence-based practices and required standards and regulations essential in providing safe, effective patient care.

This comprehensive training module will educate staff on the following:

- Pharmacology of medications / agents used
- How to safely deliver these medications
- Pre-procedural, procedural, and post-procedural assessment and monitoring of patients
- Safety and infection prevention protocols
- Proper documentation
- Current regulations, accreditation standards, recommended practices and guidelines that apply to the use of moderate sedation / analgesia

Special Offer: Included with the purchase of this program is a Learning Tool: *Common Medications Chart*.

\$295 AANA MEMBER | \$325 NON-MEMBER | 15 MINUTES | INCLUDES STUDY GUIDE | POST TEST | LEARNING TOOL | APPROVED FOR 1.5 CONTACT HOURS OF CONTINUING EDUCATION FOR NURSES





Preventing Catheter-Associated Urinary Tract Infections

This program addresses the most current information available and outlines prevention strategies against catheter-associated UTI's in indwelling catheters in the acute care environment.

Developed to educate nurses and nursing assistants in the acute care environment on the indications for catheter use, potential causes of infection, risk factors for acquisition of CA-UTIs and evidence-based interventions, including care and maintenance of the catheter and collection system. Highlights from the video include:

- Risk factors
- Catheter selection
- Alternatives to indwelling catheterization
- Closed vs. open drainage systems
- Aseptic technique during insertion of the indwelling catheter
- Causes and types of CA-UTI
- Aseptic technique during care and maintenance of the catheter site and collection system
- Aseptic technique during urine sampling and emptying of the collection system
- Recognizing and responding to complications

Content Advisor: Lindsay E. Nicolle, MD, FRCPC

\$295 APIC MEMBER | \$325 NON-MEMBER | 18 MINUTES | INCLUDES STUDY GUIDE | POST TEST | APPROVED FOR 1 CONTACT HOUR CE CREDIT FOR NURSES





Of Critical Importance A one-of-a-kind 4 part Series for Central Service Staff

Packed with hands-on tips, practical examples and helpful insights, each program provides visual demonstration by *real* Central Service Professionals as they reveal proper protocols for cleaning, disinfecting and sterilizing medical devices and instruments.

Developed in partnership with the International Association of Healthcare Central Service Materiel Management (IAHCSMM), this series of DVD training programs covers best practice and guidance established by IAHCSMM, AAMI, OSHA, CDC, FDA, AORN, CMS, and other leading healthcare organizations.

Special Offer: Programs in the *Of Critical Importance* series may be purchased individually, or Choose all 4 programs for a special package savings! or more information on all four programs, please look in the Central Processing section of this catalog.

\$525 IAHCSMM MEMBER | \$725 NON-MEMBER | ACCOMPANYING RESOURCE CD CONTAINING POST TEST AND GLOSSARY OF TERMS | EACH PROGRAM IS APPROVED BY IAHCSMM FOR 1.0 CONTACT HOUR OF CONTINUING EDUCATION





To Care Always: Quality Care at the End of Life

Healthcare providers must regard the care of the dying, as well as the care of the living, as a core clinical responsibility.

Upon completion of the program, nurses and other patient caregivers will be able to:

- Demonstrate competencies in assessment and care of the physical, psychosocial, cultural and spiritual needs of patients and families during end of life care
- Enhance communication skills, interpersonal skills and attitudes
- Identify legal and regulatory issues surrounding palliative care
- Discuss ethical and professional issues

Special Offer: Included in the Study Guide is a Quality Care at the End of Life Survey

\$295 AACN MEMBER | \$325 NON-MEMBER | 18 MINUTES | INCLUDES STUDY GUIDE | POST TEST | APPROVED FOR 1.5 CONTACT HOURS CE CREDIT FOR NURSES





APIC **Ventilator-Associated Pneumonia: Reducing the Risk**

Ventilator-Associated Pneumonia (VAP) is the leading cause of healthcare-associated infections in the ICU. Decreasing rates of infection leads to improved patient care and reduced costs to the facility. This important program helps your staff:

- Understand why ventilated patients are more susceptible to pneumonia
- Recognize risk factors for VAP
- Practice prevention strategies that will:
 - Prevent contamination
 - Reduce colonization
 - Prevent aspiration
 - Boost defenses

Incorporates the [2008 HICPAC/SHEA/APIC/IDSA Compendium of Strategies to Prevent Healthcare Associated Infections in Acute Care Hospitals](#) and the [CDC Guideline for Preventing Healthcare Associated Pneumonia](#), clinical guidelines by the American Association for Respiratory Care, and supports the IHI 5 Million Lives Prevention of Ventilator-Associated Pneumonia initiative.

Content Advisors: Craig Coopersmith, MD and Jeanne E. Zack, PhD, RN, BSN, CIC

\$295 APIC MEMBER | \$325 NON-MEMBER | 18 MINUTES | INCLUDES STUDY GUIDE | POST TEST | APPROVED FOR 1 CONTACT HOUR CE CREDIT FOR NURSES AND RESPIRATORY THERAPISTS





Of Critical Importance A one-of-a-kind 4 part Series for Central Service Staff

Packed with hands-on tips, practical examples and helpful insights, each program provides visual demonstration by *real* Central Service Professionals as they reveal proper protocols for cleaning, disinfecting and sterilizing medical devices and instruments.

Developed in partnership with the International Association of Healthcare Central Service Materiel Management (IAHCSMM), this series of DVD training programs covers best practice and guidance established by IAHCSMM, AAMI, OSHA, CDC, FDA, AORN, CMS, and other leading healthcare organizations.

Special Offer: Programs in the *Of Critical Importance* series may be purchased individually, or Choose all 4 programs for a special package savings! or more information on all four programs, please look in the Central Processing section of this catalog.

\$525 IAHCSMM MEMBER | \$725 NON-MEMBER | ACCOMPANYING RESOURCE CD CONTAINING POST TEST AND GLOSSARY OF TERMS | EACH PROGRAM IS APPROVED BY IAHCSMM FOR 1.0 CONTACT HOUR OF CONTINUING EDUCATION





Of Critical Importance: The Role of Central Service in Infection Prevention

Developed as an orientation tool for Central Service Staff, this important program provides an overview of infection prevention and safety practices, and quality assurance protocols for cleaning, disinfecting and sterilizing medical devices and instruments.

Highlights include the following, and more:

- Infection prevention and safety protocols including Standard Precautions, hand hygiene, PPE, and safe work practices including the identification of health hazards
- Efficient workflow through the Central Service / Processing Department
- Basic principles behind cleaning, high-level disinfection and sterilization
- Proper handling, storage and transport techniques that preserve package sterility

Special Offer: SAVE when you purchase all 4 programs in this series

\$175 IAHCSMM MEMBER | \$225 NON-MEMBER | 15 MINUTES | ACCOMPANYING RESOURCE CD CONTAINING POST TEST | GLOSSARY OF TERMS | APPROVED BY IAHCSMM FOR 1.0 CONTACT HOUR OF CONTINUING EDUCATION





Of Critical Importance: Cleaning Protocols for Medical Instruments and Devices

As part of the Central Service Workflow, cleaning is the first and most critical step in breaking the chain of disease transmission! It can also be the most challenging. To ensure success, procedures, protocols and regulations must be strictly followed.

Highlights from this program include the following, and more:

- Point of use cleaning
- Initial inspection and preparation
- Pre-treatment
- Manual cleaning
- Mechanical cleaning
- Rinsing
- Final inspection
- Monitoring requirements

\$175 IAHCSSM MEMBER | \$225 NON-MEMBER | 12 MINUTES | ACCOMPANYING RESOURCE CD CONTAINING POST TEST | GLOSSARY OF TERMS | APPROVED BY IAHCSSM FOR 1.0 CONTACT HOUR OF CONTINUING EDUCATION





Of Critical Importance: Protocols for High-level Disinfection

High-level disinfection ensures that the many medical devices used every day are free of pathogens, and are safe for patient care. To guarantee successful disinfection, skills must be acquired and processes learned which demand focus and consistency.

This short, effective program highlights the following and more:

- Safety protocols
- High-level disinfection options
- Selecting the proper chemical agents
- Step-by-step process for performing high-level chemical disinfection
- Transport and storage techniques
- Documentation and monitoring requirements

**\$175 IAHCSMM MEMBER | \$225 NON-MEMBER | 10 MINUTES | ACCOMPANYING RESOURCE CD
CONTAINING POST TEST | GLOSSARY OF TERMS | APPROVED BY IAHCSMM FOR 1.0 CONTACT
HOUR OF CONTINUING EDUCATION**





Of Critical Importance: Sterilization Protocols

Sterilization is vital to ensure that critical devices and instruments used on patients are free from all microorganisms that may cause harm. Because there are many important steps in making sure an item is properly sterilized, this work requires a great deal of training, skill and attention to detail.

Highlights from this important program include:

- Safety protocols
- Selecting the proper method of sterilization
- Preparing items for sterilization
- Using quality control and performance measures
- Documentation and monitoring requirements

\$175 IAHCSSM MEMBER | \$225 NON-MEMBER | 12 MINUTES | ACCOMPANYING RESOURCE CD CONTAINING POST TEST | GLOSSARY OF TERMS | APPROVED BY IAHCSSM FOR 1.0 CONTACT HOUR OF CONTINUING EDUCATION





Recognizing Child Abuse

A THREE PART SERIES

Child abuse and neglect are all too common in society. Each year there are six million reports of suspected abuse and neglect made to child protective services in America alone. Of these, almost 900,000 cases are substantiated. Everyone working in healthcare and human services has a responsibility to be aware of this continuing problem.

The three-part series, *Recognizing Child Abuse*, is designed to inform those providing care and services to children on how to recognize the signs of child abuse and what actions they need to take if abuse is suspected.

Special offer: Purchase all 3 programs for \$750

PROGRAM 1

Recognizing Child Abuse: Physical Abuse

Covers various aspects surrounding the physical abuse of children, including risk factors and how to recognize actual physical signs of abuse. Physical symptoms covered include detailed imagery of soft-tissue injury, skeletal injuries, head injuries, abdominal injuries and inflicted traumatic brain injury.

This program also explores suggestive behaviors to be aware of in both victims and perpetrators. Discussed are signs to be aware of with a suspicious caretaker during assessments. Finally, this program addresses the important obligation and logistics of reporting child abuse when working in health and social services.

\$295 | 13 MINUTES | INCLUDES STUDY GUIDE

**PROGRAM 2****Recognizing Child Abuse: Neglect and Emotional Abuse**

This program focuses on the neglect and emotional abuse of children. Provides an overview of this subject and discusses specifically the topics of neglectful caretakers,

physical neglect, emotional neglect and emotional abuse. Covered in detail are the physical signs of neglect that caregivers must be aware of.

Also explored in this video are suggestive behaviors in victims of neglect and emotional abuse along with various behaviors to look for in a suspicious caretaker.

Finally, this program addresses the important obligation and logistics of reporting neglect and emotional abuse when working in health and social services.

\$295 | 13 MINUTES | INCLUDES STUDY GUIDE

PROGRAM 3**Recognizing Child Abuse: Sexual Abuse**

This program focuses on the various aspects of sexual abuse. Included are an overview and definition of sexual abuse, and the many ways that sexual abuse occurs including incest, molestation, exhibitionism, child pornography and child prostitution.

Discussed in detail are the specific methods that abusers utilize with their victims, including grooming and ways of pressuring children into sexual activity. Also described are actual physical signs of sexual abuse, and ways of identifying suggestive behaviors in both victims and their suspicious caretakers.

\$295 | 14 MINUTES | INCLUDES STUDY GUIDE



Compliance Issues in Healthcare: Doing the Right Thing

The perfect complement to your facility or health system's specific corporate compliance policies! Presents a series of realistic scenarios to help employees recognize potential compliance issues in the following areas:

- Confidentiality (HIPAA)
- Human resources
- Conflicts of interest
- Financial records, gifts, gratuities, and referrals
- Protecting the organization's assets Reporting

Special offer: Study Guide includes tools for developing a compliance program, evaluating and demonstrating the effectiveness of a compliance program, and sample corporate compliance employee notification.

\$295 | 20 MINUTES | INCLUDES STUDY GUIDE | POST TEST



APIC Building on the Plan: Infection Prevention for Construction Personnel

The health and safety of patients can be severely compromised if there is not proper attention to infection control measures during construction projects. Based on the [AIA/FGI Guideline for Design and Construction of Hospital and Healthcare Facilities](#), [CDC Prevention Guideline for Environmental Control](#) and [The Joint Commission Environment of Care Standards](#), this program educates construction workers and facility maintenance and engineering personnel on:

- Infection control and safety issues surrounding construction in a healthcare facility
- Identification of the proper infection control measures to contain the spread of harmful microorganisms
- How to safely work in the healthcare environment

Content Advisors: Judene Bartley MS, MPH, CIC, Douglas S. Erickson, FASHE, Russell Olmstead MPH, CIC

Special offer: This program is a great companion to **Part of the Plan: Infection Prevention for Healthcare Professionals During Construction, Renovation, Repair and Maintenance**

The video is presented in both English and Spanish for one low price!

\$99 APIC MEMBER | \$125 NON-MEMBER | 8 MINUTES | PRESENTED IN BOTH ENGLISH & SPANISH



APIC

Part of the Plan: Infection Prevention for Healthcare Professionals During Construction, Renovation, Repair and Maintenance

When a healthcare environment is disturbed during construction, repairs, and even small maintenance projects, pathogens can be released into the facility - with potentially devastating impact.

This program will provide healthcare professionals detailed instructions for proactive planning and implementation of controls to increase awareness and ensure that infection prevention and control are **Part of the Plan**.

Content is based on the [AIA/FGI Guidelines for Design and Construction of Hospital and Healthcare Facilities](#), [CDC Prevention Guidelines for Environmental Control](#) and [The Joint Commission Environment of Care Standards](#).

Content Advisors: Judene M. Bartley, MS, MPH, CIC, Douglas S. Erickson, FASHE, and Russell N. Olmstead, MPH, CIC.

Special offer: This program is a great companion to **Building on the Plan: Infection Prevention for Construction Personnel**

\$195 APIC MEMBER | \$225 NON-MEMBER | 20 MINUTES | POST TEST | INFECTION CONTROL RISK ASSESSMENT TOOL



Critical Thinking Skills: Thinking Your Way to Better Patient Care

This program provides a strong foundation for nurses on the theory and practice of critical thinking skills through discussion of:

- Assessing personal characteristics, attitudes and behaviors
- Utilizing interpersonal skills
- Practicing technical skills
- Applying intellectual skills, theoretical and experiential knowledge, and clinical judgment

Also portrays realistic patient care case studies to help nurses apply the concepts.

Special offer: This program is partnered with the AJN Book of the Year [Critical Thinking and Clinical Judgment](#) by Rosalinda Alfaro-Lefevre, RN, MSN, a 300-page text that provides conceptual information and follow-up exercises throughout.

\$350 | 18 MINUTES | INCLUDES MANUAL | **\$295** WITHOUT MANUAL





Dignity and Respect: Showing Our Patients Cultural Sensitivity

Standards issued by The Joint Commission and the Office of Minority Health National Culturally and Linguistically Appropriate Services (CLAS) emphasize the importance of cultural competence – sensitivity to issues regarding culture, race, gender, sexual orientation, social class, economic situation, etc – for good patient care.

This general orientation program:

- Achieves compliance with The Joint Commission Population-Served Standard
- Emphasizes the importance of staff knowledge of cultural variation
- Stimulates staff to learn how patients display cultural expression

Special offer: Included with the purchase of the program is a 7-page Reference Guide that provides numerous additional resources for helping your staff become culturally aware!

\$295 | 15 MINUTES | INCLUDES POST TEST | REFERENCE GUIDE





Customer for Life Series was developed to dramatically improve the quality of service your organization provides and increase client retention! Real healthcare customers with real experiences (good and bad!) speak out throughout this series of programs.

Choose from 6 different programs depending on your organization's greatest area of need! Programs may be purchased individually or together as a series for a discounted price.

CUSTOMER FOR LIFE SERIES



Building Customer Loyalty: One Relationship at a Time

Identifies the critical access points where customer relationships are either strengthened or damaged and provides strategies for gaining customer loyalty during these interactions.

After viewing this program, the learner will be able to:

- Describe how to effectively greet clients and interact with customers one-on-one
- List principles for dealing with customers while they are waiting
- Explain how to effectively handle patients, families, and visitors who are trying to find their way around the facility

Special offer: Choose any 3 **Customer for Life** Programs for \$995 or Purchase the Complete 6-Part Series for \$1775

\$395 | 17 MINUTES



CUSTOMER FOR LIFE SERIES

Don't Run, Don't Hide: Dealing with Customers Who are Angry or Upset

Results can only be improved when the organization has a planned strategy for dealing with upset or angry customers. This program describes specific steps for dealing with patients, family members, and visitors under these circumstances. After completing this program, the learner will be able to:

- Describe the principles for dealing with an upset or angry customer
- Give examples of phrases that may trigger angry or upset responses
- Identify the importance of putting oneself into the customer's position
- Describe how mental responses influence behavior
- Explain why one should never say "calm down" to an upset customer
- Describe how to give an upset customer time to vent before moving into problem solving
- Describe how to avoid leaving the customer feeling embarrassed

Special offer: Choose any 3 **Customer for Life** Programs for \$995 or Purchase the Complete 6-Part Series for \$1775

\$395 | 17 MINUTES

CUSTOMER FOR LIFE SERIES



It's a Private Matter: Confidentiality and Privacy in Healthcare Organizations

Confidentiality and privacy is more than a legal issue in the healthcare organization – it is one of the strongest deciding factors in establishing trust in your patients and their families. Gaining trust helps ensure that your customer remains just that. This program examines eight principles for protecting the confidentiality, privacy, and modesty of healthcare customers, which include the following:

- Share patient information only with those who have a valid reason to know
- Do not leave confidential information on voice mail or answering machines
- Never leave written patient information unsecured or visible to the public

Special offer: Choose any 3 **Customer for Life** Programs for \$995 or Purchase the Complete 6-Part Series for \$1775

\$395 | 24 MINUTES



CUSTOMER FOR LIFE SERIES



Making a Difference: Roles for Support Services in Customer Satisfaction

The impact that support services personnel have on customer satisfaction is frequently overlooked. In fact, it is often the support services workers (Environmental Services, Security, Dietary, Transport, and Maintenance) who are most visible to healthcare customers.

This program discusses three special roles that support service staff can assume:

- Protector of the environment
- Champion of the customer
- Ambassador of goodwill

Special offer: Choose any **3 Customer for Life** Programs for \$995 or Purchase the Complete 6-Part Series for \$1775

\$395 | 20 MINUTE

CUSTOMER FOR LIFE SERIES



No Second Chance to Make a First Impression: Effective Telephone Skills



A good telephone experience can ensure the goodwill of a customer, while a bad telephone experience can destroy it! This program identifies the basic principles and skills for gracious and effective telephone use in healthcare organizations. These skills include:

- Answering calls
- Placing callers on hold
- Transferring calls
- Leaving voice mail messages

Special offer: Choose any **3 Customer for Life** Programs for \$995 or Purchase the Complete 6-Part Series for \$1775

\$395 | 26 MINUTES



CUSTOMER FOR LIFE SERIES



Recovering From Customer Service Breakdowns: Turning Problems into Opportunities

Healthcare organizations must continuously improve systems so that service is delivered more reliably and with fewer problems and inconsistencies. Through realistic scenarios, this program describes a step-by-step service recovery process for responding to customer complaints or dissatisfaction.

Upon completion of this program, the learner will be able to:

- Define “service recovery”
- Explain the importance and effectiveness of a service recovery process
- Describe the steps in an effective service recovery process

Special offer: Choose any **3 Customer for Life** Programs for \$995 or Purchase the Complete 6-Part Series for \$1775

\$395 | 17 MINUTES



Documentation: Sharpening Your Skills



Quality documentation is quality patient care! This program helps sharpen your documentation skills by outlining:

- How to overcome obstacles and barriers to good documentation
- Characteristics and benefits of good documentation
- Professional and legal responsibilities
- Consequences of poor documentation
- Tips for improving

\$270 HCEA MEMBER | \$295 NON-MEMBER | 15 MINUTES



Implementing EMTALA: Strategies for Compliance

All facilities that participate in the Medicare program must comply with the EMTALA rule enforced by the Centers for Medicare and Medicaid Services (CMS) and the Department for Health and Human Services. Utilizing case studies, this program demonstrates:

- Proper processes of preparing the ED for compliance
- Understanding the medical screening exam
- Clarifying an emergency medical condition
- Providing stabilizing treatment
- Understanding the transfer process

Content Advisor: Sue Dill Calloway, RN, MSN, JD

Special Offer: Study Guide includes 3 Case Studies, and 25 Tips to Reduce the Risks of an EMTALA Violation

\$295 | 18 MINUTES | INCLUDES STUDY GUIDE | POST TEST





Those In Need: Suicide Precautions in the Healthcare Setting

Patients in any healthcare setting can be at risk for suicide and are often overlooked. Hospitals, Ambulatory Settings and Emergency Departments must recognize those at risk and meet Joint Commission Standards and Centers for Medicare and Medicaid Services (CMS) Regulations.

With scenarios in inpatient, ambulatory and ED settings, this program will provide your staff with the tools they require to recognize those at risk for suicide and respond appropriately so that individuals can get the help they need! After viewing this program, staff will be able to:

- Identify risk factors and protective factors for patients at risk for suicide
- Screen for depression and suicide risk
- Activate a response and implement Suicide Precautions
- Provide a safe patient environment and remove harmful objects
- Determine level of risk to help create an appropriate treatment plan, including an observation schedule
- Maintain the right attitude and initiate crucial conversations
- Document and communicate assessments and interventions

\$295 | 20 MINUTES | INCLUDES STUDY GUIDE | POST TEST | APPROVED FOR 1 CONTACT HOUR CE CREDIT FOR NURSES 



Partners in Care... Advance Directives for Patient Education

Advance Directives don't take the place of real communication between the family and doctor, but they can be a great start for the type of conversation that is needed to deal with difficult issues. This program educates patients on the importance of addressing the difficult issues surrounding death and dying including:

- A durable power of attorney for healthcare
- A living will
- Techniques for communicating with healthcare providers and family members

Special Offer: *Understanding Advance Directives* is part of **Partners in Care**, a Patient Education Series of programs that help meet The Joint Commission's National Patient Safety Goals by educating patients on safety issues within the facility and in the home environment.

*Many programs in the **Partners in Care** series are available in both **English** and **Spanish** and may be purchased individually or as a package for a discount. For more information on this series of programs, please refer to the [Patient Education](#) section of this document.*

\$125 | 11 MINUTES | INCLUDES PATIENT HANDOUTS | AVAILABLE IN SPANISH





Spiritual Assessment: Meeting the Spiritual Needs of Patients

Spiritual health can determine how willing patients are to participate in their own care, to accept education, and to comply with treatment. This important training package helps meet The Joint Commission Standards for assessing and meeting the spiritual needs of your patients. After viewing this program, staff will be able to:

- Define the difference between spirituality and religion
- Complete a spiritual assessment
- Recognize signs of spiritual health
- Define the levels of spiritual distress and recognize the signs of each
- Recognize barriers to effective interventions
- Use proven techniques that aid in successful positive interaction

\$195 | 17 MINUTES | INCLUDES STUDY GUIDE | POST TEST





To Care Always: Quality Care at the End of Life

Healthcare providers must regard the care of the dying, as well as the care of the living, as a core clinical responsibility.

Upon completion of the program, nurses and other patient caregivers will be able to:

- Demonstrate competencies in assessment and care of the physical, psychosocial, cultural and spiritual needs of patients and families during end of life care
- Enhance communication skills, interpersonal skills and attitudes
- Identify legal and regulatory issues surrounding palliative care
- Discuss ethical and professional issues

Special Offer: Included in the Study Guide is a Quality Care at the End of Life Survey

\$295 AACN MEMBER | \$325 NON-MEMBER | 18 MINUTES | INCLUDES STUDY GUIDE | POST TEST | APPROVED FOR 1.5 CONTACT HOURS CE CREDIT FOR NURSES





From Top to Bottom: Cleaning & Disinfecting Ambulatory Care Centers, Physician Offices and Retail Clinics

Patients with a wide range of illnesses are seeking immediate or convenient treatment in ambulatory care centers and retail clinics. These settings require the **same quality standards and cleaning efficacy** as hospitals, long term care and surgery centers!

Based upon the latest **AHE Protocols** this short, effective program provides an in-depth demonstration and explanation of cleaning protocols for high traffic and treatment areas.

Highlights from this program include:

- How to properly clean and disinfect triage, reception and waiting rooms, exam rooms and restrooms
- Preparing supplies and stocking the cleaning cart
- Safety issues, including:
 - Appropriate PPE
 - Standard Precautions and hand hygiene protocols
 - Mixing chemicals
 - Proper lifting techniques
 - Ensuring electrical safety

\$175 | AHE MEMBER | \$245 NON MEMBER | 10 MINUTES

This program is currently in production. To be alerted once the program is complete, please call Envision, Inc., or visit the website and in the Coming Soon section, provide your email address. We will notify you when the program is available for FREE preview.



From Top to Bottom: The Environmental Services 3-Part Series

Produced in partnership with the Association for the Healthcare Environment (AHE), **From Top to Bottom** is an excellent training solution for Environmental Services Managers and Infection Prevention and Control Managers who may be challenged with high employee turnover, no time to train workers, language barriers and controlling infection rates!

All three programs are presented in English and Spanish conveniently on one VHS or DVD! Included with the purchase of each program is a free **Resource CD** containing 10-Question Post Test and Glossary of Terms, also in English and Spanish.

Special offer: CHOOSE ALL THREE programs FOR PACKAGE SAVINGS!

\$425 AHE MEMBER | \$625 NON MEMBER | ACCOMPANYING RESOURCE CD CONTAINING ENGLISH AND SPANISH GLOSSARY OF TERMS AND POST TEST



PROGRAM 1



From Top to Bottom: Cleaning the Occupied and Discharged Patient Room

Produced in partnership with the Association for the Healthcare Environment (AHE), this program presents the most current information available for Environmental Service staff on how to properly clean and disinfect a patient room. This program provides an in-depth demonstration and explanation of procedures, including:

- Tools and materials: stocking the cleaning cart
- Choosing and preparing cleaning and disinfecting solutions
- Step-by-step room cleaning and disinfecting process including proper infection control protocols
- Cleaning up blood and body fluid spills
- Waste and Linen removal
- Procedures for various patient rooms: Occupied, Terminal Clean, and Isolation Rooms

\$175 AHE MEMBER | \$245 NON-MEMBER | 12 MINUTES | ACCOMPANYING RESOURCE CD CONTAINING ENGLISH AND SPANISH GLOSSARY OF TERMS AND POST TEST





PROGRAM 2

From Top to Bottom: Cleaning the Operating and Procedure Rooms

Produced in partnership with the Association for the Healthcare Environment (AHE), this program presents the most current information available for Environmental Service staff on how to properly clean and disinfect the operating room and other hospital procedure areas. An in-depth demonstration and explanation of protocols, includes:

- Common operating room viruses and bacteria, and the agents or solutions used to combat them
- Step-by-step of the OR cleaning process for Before the Start of Day, Between Procedures, and Terminal Clean
- Safe disposal of general waste vs. medical waste
- Proper PPE
- How to clean and store environmental services equipment

\$175 AHE MEMBER | \$245 NON-MEMBER | 10 MINUTES | ACCOMPANYING RESOURCE CD CONTAINING ENGLISH AND SPANISH GLOSSARY OF TERMS AND POST TEST



PROGRAM 3

From Top to Bottom: The Front Line of Infection Control

Produced in partnership with the Association for the Healthcare Environment (AHE), this program provides an introduction to the Environmental Services role as the front line against the spread of infectious diseases as well as an overview of equipment, cleaning and disinfecting solutions, and procedures. Highlights include:

- Common microorganisms, where they may be present and how they can cause infection and illness
- Personal protective equipment – selection, proper donning and removal
- Hand hygiene – the #1 way to prevent the spread of infectious microorganisms
- Cleaning & Disinfecting: which chemicals and procedures to use for specific areas
- Mixing, storage and disposal of cleaning chemicals
- Worker safety: sharps, waste, and other hazards

\$175 AHE MEMBER | \$245 NON-MEMBER | 12 MINUTES | ACCOMPANYING RESOURCE CD CONTAINING ENGLISH AND SPANISH GLOSSARY OF TERMS AND POST TEST





CUSTOMER FOR LIFE SERIES



Making a Difference: Roles for Support Services in Customer Satisfaction

The impact that support services personnel have on customer satisfaction is frequently overlooked. In fact, it is often the support services workers (Environmental Services, Security, Dietary, Transport, and Maintenance) who are most visible to healthcare customers.

This program discusses three special roles that support service staff can assume:

- Protector of the environment
- Ambassador of goodwill
- Champion of the customer

Making a Difference: Roles for Support Services in Customer Satisfaction is part of the **Customer for Life Series**, a 6-part Customer Service series developed to dramatically improve the quality of service your organization provides and increase client retention!

Special offer: Choose any 3 **Customer for Life** Programs for \$995 or purchase the Complete 6-Part Series for \$1775. For more information, please refer to the Customer Service section of this catalog.

\$395 | 20 MINUTES



PROGRAM 1
**Ethical Issues
 in Nursing Series-
 Introduction:
 Concepts, Values
 and Decision Making**

Ethics are at the core of professional nursing practice.

This program provides a solid introduction to the fundamental ethical terms and concepts that students and nurses need to know. Through scenarios and expert interviews, it clearly defines justice, fidelity, autonomy, moral distress, and other important concepts in ethical practice. The program also explores the vital role that personal values play in ethical situations, how to best understand and address value conflicts, the importance of nurse self-regard, and some of the key steps to sound ethical decision making.

Special offer: Purchase all 4 programs for \$995

\$295 | 20 MINUTES | INCLUDES STUDY GUIDE

PROGRAM 2
**Ethical Issues
 in Nursing Series-
 Respect: Dignity,
 Autonomy and
 Relationships**



This program focuses on the first provision in the nursing code of ethics pertaining to respect.

Through scenarios and expert interviews, it explores practical ways that nurses can show respect for human dignity and the importance of relationships to patients. Additional highlights include the discussion of a patient's right to self-determination, the important factors of diversity, as well as end of life issues. Clearly described is the nurse's role in supporting patient autonomy, informed consent, and the practice of extending respect beyond patients to one's colleagues as well.

Special offer: Purchase all 4 programs for \$995

\$295 | 20 MINUTES | INCLUDES STUDY GUIDE



PROGRAM 3
**Ethical Issues
 in Nursing Series-
 Commitment:
 Patients,
 Professionalism
 and Boundaries**

This program focuses on the second provision in the nursing code of ethics pertaining to commitment. Through scenarios and expert interviews, it addresses the primacy of patient interests and the nurse's role as a moral agent and proper actions that can be taken when the wishes of the patient conflict with others. Also explored are the importance of collaboration in the workplace and the ethical issue of proper professional boundaries for nurses.

Special offer: Purchase all 4 programs for \$995

\$295 | 20 MINUTES | INCLUDES STUDY GUIDE

PROGRAM 4
**Ethical Issues
 in Nursing Series-
 Protection: Privacy,
 Safety and Standards**

This program focuses on the third provision in the nursing code of ethics pertaining to protection. Through scenarios and expert interviews, it addresses the importance of patient privacy and confidentiality while highlighting the key mandates of HIPAA. Also explored is the various ways that nurses can successfully advocate for their patients, including those who might participate in research. This program covers the importance of standards and review mechanisms, the role of an ethics committee, and the challenging issue of identifying and acting on questionable or impaired practice.

Special offer: Purchase all 4 programs for \$995

\$295 | 20 MINUTES | INCLUDES STUDY GUIDE





Partners in Care... Fall Prevention for Patient Education

Falls can be a very real hazard for patients who are ill or recovering from illness. This program educates patients on the risk factors that can increase their chances for falling, identifies strategies used by healthcare providers to help prevent falls, and gives patients useful tips during their hospital visit, such as:

- Being aware of limitations
- Making sure the bed is in low position before trying to stand
- Standing up slowly

Also discussed are methods to help patients prevent falls at home.

Special offer: *Fall Prevention for Patient Education* is part of **Partners in Care**, a Patient Education Series of programs that help meet The Joint Commission's National Patient Safety Goals by educating patients on safety issues within the facility and in the home environment.

Many programs in the **Partners in Care** series are available in both **English** and **Spanish** and may be purchased individually or as a package for a discount. For more information on this series of programs, please refer to the [Patient Education](#) section of this document.

\$125 | 11 MINUTES | INCLUDES PATIENT HANDOUTS | AVAILABLE IN SPANISH





Preventing Patient Falls: A Team Approach

Real-life scenarios present evidence-based strategies along with protocols and interventions to prevent patient falls and reduce the severity of fall-related injuries. Developed for the interdisciplinary Fall Prevention team, this program covers fall risk assessment tests, multidimensional patient factors, environmental issues, and research-supported interventions.

Highlights from the program include:

- Assessing patient risk factors
- Environmental hazards and interventions
- Protocols for high-risk patients
- Patient and family education
- Mobility aids and fall prevention technology
- Communication and documentation

Content Advisors: Melissa A. Fitzpatrick, RN, MSN, FAAN (Past President, American Association of Critical-Care Nurses) & Deanna Gray-Miceli, PhD, GNP-BC, CRNP, FAANP

\$295 NPSF MEMBER | \$325 NON-MEMBER | 18 MINUTES | STUDY GUIDE | POST TEST



Fire Safety in the Operating Room: Strategies for Keeping it Safe!

Preventing a fire incident in the surgical suite is a patient safety imperative, as the consequences can be devastating to the patient and staff alike.

Updated in 2010, this program demonstrates sound Safety Practices that can be incorporated into the daily work routine. After completing this training program, the learner will be able to:

- Identify components of the Fire Triangle
- Describe measures to prevent OR fires
- Explain actions to be taken if a fire occurs
- Discuss considerations for a fire safety plan

Special offer: Study guide includes two learning tools: *Components of the Fire Triangle* and *OR Fire Safety Checklist*.

\$295 AORN MEMBER | \$325 NON-MEMBER | 25 MINUTES | INCLUDES STUDY GUIDE | POST TEST





Safety First: General Orientation Program

This program is an excellent orientation program as it addresses all things safety in only 15 minutes! Provides training on the mandatory safety issues in a healthcare facility including:

- Spills
- Back safety and ergonomics
- Fire and electrical safety
- Hazardous materials
- Radiation safety
- Construction safety
- Bioterrorism and disaster preparedness

Special offer: SAVE money with our **Orientation Package!** Purchase both *Safety First* and *Infection Control for General Orientation: What You Need to Know* for only \$375! For more information on *Infection Control for General Orientation: What You Need to Know*, please refer to the [Infection Prevention and Control](#) section of this catalog.

\$225 | 15 MINUTES | INCLUDES POST TEST





Aseptic Technique: An Essential Strategy



Transmission of microorganisms can occur during examinations, invasive procedures, and all practices involving body fluids. In today's mandate to prevent hospital-associated infections, it is vital that clinicians learn the importance of aseptic technique in preventing transmission. This program helps staff:

- Distinguish between clean and sterile technique
- Identify skills needed to practice aseptic technique
- Explain basic principles of medical and surgical asepsis
- Differentiate between antiseptics and disinfectants

\$195 APIC MEMBER | \$225 NON-MEMBER | 18 MINUTES | INCLUDES STUDY GUIDE | POST TEST



APIC

Right at Home: Infection Control for Home Health

Infection control in the home setting begins long before the actual visit to the patient's home.

This program addresses the critical infection control issues facing home healthcare providers everyday, including:

- Policies and procedures
- Supplies and supply management
- Equipment
- Waste management
- Clean vs. sterile technique
- OSHA Bloodborne Pathogens Standard
- Personal protective equipment
- Planning the visit
- Assessment of the patient's environment
- Cleaning and disinfection

\$99 APIC MEMBER | \$125 NON-MEMBER | 15 MINUTES



Aseptic Technique: An Essential Strategy



Transmission of microorganisms can occur during examinations, invasive procedures, and all practices involving body fluids. In today's mandate to prevent hospital-associated infections, it is vital that clinicians learn the importance of aseptic technique in preventing transmission. This program helps staff:

- Distinguish between clean and sterile technique
- Identify skills needed to practice aseptic technique
- Explain basic principles of medical and surgical asepsis
- Differentiate between antiseptics and disinfectants

\$195 APIC MEMBER | \$225 NON-MEMBER | 18 MINUTES | INCLUDES STUDY GUIDE | POST TEST



Back to Basics! 4-Part Series

Infection prevention is going **Back to Basics!** Each of these programs provides hands on, step-by-step demonstrations that realistically portray infection prevention challenges and how to effectively deal with them.

Special Offer: **SAVE** and purchase all four **Back to Basics!** programs for \$420 APIC member and \$495 Non-Member

PROGRAM 1

Back to Basics! Selecting and Using Personal Protective Equipment

By choosing the right personal protective equipment (PPE), and using it at all the appropriate times, healthcare workers can protect themselves and others from harmful organisms. This general orientation video educates all healthcare workers on every important aspect of PPE, including:

- Types of PPE
- Selecting PPE following Standard Precautions and Isolation Precautions
- Selecting PPE according to the task
- Safe work practices
- Step-by-step demonstration of how to properly don and remove PPE

\$120 APIC MEMBER | \$145 NON-MEMBER | 10 MINUTES | INCLUDES POST TEST





PROGRAM 2
Back to Basics!
Applying Standard
Precautions

The quickest way to train your staff on how to apply Standard Precautions!

According to the CDC, one of the best ways to prevent infection is to interrupt the pathogen during transmission, and the principle way to do this is to practice Standard Precautions.

This general orientation video will help all healthcare workers understand and apply the basic principles of Standard Precautions, including:

- Proper hand hygiene
- Application of personal protective equipment (PPE)
- Respiratory hygiene/Cough etiquette
- Care of the environment
- Cleaning, disinfection or sterilization of patient care equipment, instruments and devices
- Correct handling of textiles and laundry
- Safe injection practices

\$120 APIC MEMBER | \$145 NON-MEMBER | 10 MINUTES | INCLUDES POST TEST



PROGRAM 3
Back to Basics! OSHA Fit Testing
for Particulate Respirators

As required by the Occupational Safety and Health Administration (OSHA), and to satisfy recommendations by the Centers for Disease Control and Prevention (CDC) all staff who may be at risk from exposure to an infected individual must be trained on respiratory protection! This program includes all the information you need to stay current on OSHA's Respiratory Standards including these important topics:

- How the N95 Respirator works
- How to conduct a proper fit test and user/seal check
- How to don the respirator
- How to properly remove and dispose of the N95 Respirator

\$120 APIC MEMBER | \$145 NON-MEMBER | 10 MINUTES | INCLUDES POST TEST





PROGRAM 4

Back to Basics! Preventing Occupational Exposure to Bloodborne Pathogens

The fact is, occupational exposure to bloodborne pathogens is a hazard for any healthcare worker who uses or may come in contact with needles or other sharps!

This program discusses the Occupational Safety and Health Administration (OSHA) requirements and the National Institute for Occupational Safety and Health (NIOSH) recommendations, including:

- Common bloodborne pathogens and how they are transmitted
- Exposure control plan
- Engineering and work practice controls to prevent transmission
- Personal protective equipment (PPE) appropriate for the task
- Labels and signs to communicate hazards
- Hepatitis B vaccination
- Post-exposure follow up

\$120 APIC MEMBER | \$145 NON-MEMBER | 13 MINUTES | INCLUDES POST TEST



APIC

Building on the Plan: Infection Prevention for Construction Personnel

The health and safety of patients can be severely compromised if there is not proper attention to infection control measures during construction projects. Based on the [AIA/FGI Guideline for Design and Construction of Hospital and Healthcare Facilities](#), [CDC Prevention Guideline for Environmental Control](#) and The Joint Commission Environment of Care Standards, this program educates construction workers and facility maintenance and engineering personnel on:

- Infection control and safety issues surrounding construction in a healthcare facility
- Identification of the proper infection control measures to contain the spread of harmful microorganisms
- How to safely work in the healthcare environment

Content Advisors: Judene Bartley MS, MPH, CIC, Douglas S. Erickson, FASHE, Russell Olmstead MPH, CIC

Special offer: This program is a great companion to **Part of the Plan: Infection Prevention for Healthcare Professionals During Construction, Renovation, Repair and Maintenance**

The video is presented in both English and Spanish for one low price!

\$99 APIC MEMBER | \$125 NON-MEMBER | 8 MINUTES | PRESENTED IN BOTH ENGLISH & SPANISH



ASSOCIATION FOR THE
HEALTHCARE ENVIRONMENT

From Top to Bottom: Cleaning & Disinfecting Ambulatory Care Centers, Physician Offices and Retail Clinics

Patients with a wide range of illnesses are seeking immediate or convenient treatment in ambulatory care centers and retail clinics. These settings require the **same quality standards and cleaning efficacy** as hospitals, long term care and surgery centers!

Based upon the latest **AHE Protocols** this short, effective program provides an in-depth demonstration and explanation of cleaning protocols for high traffic and treatment areas.

Highlights from this program include:

- How to properly clean and disinfect triage, reception and waiting rooms, exam rooms and restrooms
- Preparing supplies and stocking the cleaning cart
- Safety issues, including:
 - Appropriate PPE
 - Standard Precautions and hand hygiene protocols
 - Mixing chemicals
 - Proper lifting techniques
 - Ensuring electrical safety

\$175 | AHE MEMBER | \$245 NON MEMBER | 10 MINUTES

This program is currently in production. To be alerted once the program is complete, please call Envision, Inc., or visit the website and in the Coming Soon section, provide your email address. We will notify you when the program is available for FREE preview.



***Clostridium difficile:* A Growing Threat**

Clostridium difficile is the most common cause of infectious diarrhea acquired while being treated in a hospital, and the most common cause of acute diarrheal illness in long term care facilities.

This program incorporates the recommendations in the new HICPAC/SHEA/APIC/IDSA Compendium of Strategies to Prevent Healthcare-Associated Infections in Acute-Care Hospitals. After finishing this program healthcare professionals will be able to:

- Discuss the growing prevalence and severity of *Clostridium difficile*-Associated Disease (CDAD)
- Specify the risk factors for acquiring CDAD
- Identify and appropriately care for patients infected with *C. difficile*
- Discuss strategies to prevent the transmission of *C. difficile*

Clinical Advisors: Erik R. Dubberke, MD, Jennie Mayfield, BSN,MPH,CIC

Special offer: Included with the purchase of this program is a Patient Handout explaining to patients and their family how transmission can be prevented both in the facility as well as once the patient is at home.

\$295 APIC MEMBER | \$325 NON-MEMBER | 16 MINUTES | INCLUDES STUDY GUIDE | POST TEST | APPROVED FOR 1.5 CONTACT HOURS CE CREDIT FOR NURSES





APIC

Fighting Respiratory Diseases: Our Best Defense



Respiratory diseases can unexpectedly explode into epidemic proportions – our best defense is a good offense!

This program addresses transmission of respiratory diseases, signs and symptoms, Isolation Precautions, hand hygiene, respiratory protection and other PPE, and environmental services protocols. In addition to these important topics, this program also discusses:

- How to rapidly identify and isolate potentially ill patients
- Implementation of strict infection control practices to prevent transmission
- Importance of communication internally between departments and externally with health departments and community officials

\$195 APIC MEMBER | \$325 NON-MEMBER | 16 MINUTES | INCLUDES STUDY GUIDE | POST TEST | APPROVED FOR 1 CONTACT HOUR CE CREDIT FOR NURSES | AVAILABLE IN SPANISH





From Top to Bottom: The Environmental Services 3-Part Series

Produced in partnership with the Association for the Healthcare Environment (AHE), **From Top to Bottom** is an excellent training solution for Environmental Services Managers and Infection Prevention and Control Managers who may be challenged with high employee turnover, no time to train workers, language barriers and controlling infection rates!

All three programs are presented in English and Spanish conveniently on one VHS or DVD! Included with the purchase of each program is a free **Resource CD** containing 10-Question Post Test and Glossary of Terms, also in English and Spanish.

Special offer: CHOOSE ALL THREE programs FOR PACKAGE SAVINGS!

\$425 AHE MEMBER | \$625 NON MEMBER | ACCOMPANYING RESOURCE CD CONTAINING ENGLISH AND SPANISH GLOSSARY OF TERMS AND POST TEST



PROGRAM 1



From Top to Bottom: Cleaning the Occupied and Discharged Patient Room

Produced in partnership with the Association for the Healthcare Environment (AHE), this program presents the most current information available for Environmental Service staff on how to properly clean and disinfect a patient room. This program provides an in-depth demonstration and explanation of procedures, including:

- Tools and materials: stocking the cleaning cart
- Choosing and preparing cleaning and disinfecting solutions
- Step-by-step room cleaning and disinfecting process including proper infection control protocols
- Cleaning up blood and body fluid spills
- Waste and Linen removal
- Procedures for various patient rooms: Occupied, Terminal Clean, and Isolation Rooms

\$175 AHE MEMBER | \$245 NON-MEMBER | 12 MINUTES | ACCOMPANYING RESOURCE CD CONTAINING ENGLISH AND SPANISH GLOSSARY OF TERMS AND POST TEST



PROGRAM 2



From Top to Bottom: Cleaning the Operating and Procedure Rooms

Produced in partnership with the Association for the Healthcare Environment (AHE), this program presents the most current information available for Environmental Service staff on how to properly clean and disinfect the operating room and other hospital procedure areas. An in-depth demonstration and explanation of protocols, includes:

- Common operating room viruses and bacteria, and the agents or solutions used to combat them
- Step-by-step of the OR cleaning process for Before the Start of Day, Between Procedures, and Terminal Clean
- Safe disposal of general waste vs. medical waste
- Proper PPE
- How to clean and store environmental services equipment

\$175 AHE MEMBER | \$245 NON-MEMBER | 10 MINUTES | ACCOMPANYING RESOURCE CD CONTAINING ENGLISH AND SPANISH GLOSSARY OF TERMS AND POST TEST



PROGRAM 3



From Top to Bottom: The Front Line of Infection Control

Produced in partnership with the Association for the Healthcare Environment (AHE), this program provides an introduction to the Environmental Services role as the front line against the spread of infectious diseases as well as an overview of equipment, cleaning and disinfecting solutions, and procedures. Highlights include:

- Common microorganisms, where they may be present and how they can cause infection and illness
- Personal protective equipment – selection, proper donning and removal
- Hand hygiene – the #1 way to prevent the spread of infectious microorganisms
- Cleaning & Disinfecting: which chemicals and procedures to use for specific areas
- Mixing, storage and disposal of cleaning chemicals
- Worker safety: sharps, waste, and other hazards

\$175 AHE MEMBER | \$245 NON-MEMBER | 12 MINUTES | ACCOMPANYING RESOURCE CD CONTAINING ENGLISH AND SPANISH GLOSSARY OF TERMS AND POST TEST





Hand Hygiene: Cleaning Up Our Act

This program is a must for any organization looking to increase compliance with the CDC's Hand Hygiene Guideline!

Featuring Guideline authors Dr. John Boyce, Dr. Didier Pittet and Dr. Elaine Larson this program discusses hand antisepsis, handwashing, surgical hand antisepsis, glove use, skin care, and artificial nails. After completing this program, staff will be able to:

- Discuss the issues surrounding the lack of adherence to hand hygiene protocols
- Identify the goals of hand hygiene
- Demonstrate the different types of hand hygiene procedures and understand their benefits
- Explain the indications for use of hand hygiene products
- Examine other strategies for hand hygiene including glove use and fingernail protocols

\$195 APIC MEMBER | \$225 NON-MEMBER | 18 MINUTES | INCLUDES STUDY GUIDE | POST TEST | APPROVED FOR 1 CONTACT HOUR CE CREDIT FOR NURSES | AVAILABLE IN SPANISH





Overcoming the Obstacles: Improving Hand Hygiene Compliance

Hand hygiene is the single most important and effective practice to prevent the spread of the microorganisms that cause HAIs! And yet even now, years after the release of the CDC's Hand Hygiene Guideline, compliance is still abysmally low. Are you hearing these common excuses?

- I'm so busy... I just forget / I don't have time!
- I'm in and out of patient rooms all the time. I can't stop outside every room and wash!
- I wear gloves for my job, so I don't need to do hand hygiene.
- How can I perform hand hygiene before going into the patient's room if my hands are full?

This important program acknowledges the obstacles that keep clinicians from cleaning their hands, and presents ways to overcome them. This education complements new initiatives by the Joint Commission, The World Health Organization, and the Institute for Healthcare Improvement in order to improve hand hygiene compliance, while at the same time informing clinicians on the important facts contained in the CDC's Hand Hygiene Guideline.

Content Advisor: Elaine Larson, RN, PhD, FAAN, CIC

\$120 APIC MEMBER | \$145 NON-MEMBER | 10 MINUTES | POST TEST



Infection Control for General Orientation: What You Need to Know

It's all here in one 15 minute program!

This program presents in a clear, easy-to-understand format the basics on all mandatory infection control issues in a healthcare facility, including:

- Bloodborne pathogens (OSHA)
- Personal protective equipment
- Isolation Precautions (CDC)
- Standard Precautions
- The Protective Environment
- Safe Injection Practices
- Tuberculosis
- Hand hygiene (CDC)
- Respiratory hygiene/
Cough etiquette

Special offer: SAVE money with our **Orientation Package!** Purchase both *What You Need to Know* and *Safety First* for only \$375! For more information on *Safety First*, please refer to the Safety - Worker section of this catalog.

\$195 APIC MEMBER | \$225 NON-MEMBER | 15 MINUTES | INCLUDES POST TEST





On High Alert: Infection Prevention Practices for the Operating Room

Preventing SSI is the primary goal of the surgical team, and the best way to accomplish this goal is to incorporate infection prevention principles into everyday practice and remain **On High Alert** for breaks in asepsis during procedures.

This short, to-the-point program outlines the principles of asepsis and infection prevention practices for the perioperative setting. Topics covered include:

- Adherence to Standard Precautions and Transmission-based Precautions
- Proper Surgical Attire and PPE
- Adherence to Principles of Asepsis (skin prep, draping, sterile vs. non-sterile)
- Maintaining and Monitoring the Surgical Field
- Antimicrobial Prophylaxis
- Environmental Cleaning
- Post-operative Surveillance for SSI

Special Offer: Included with the purchase of the program is a Learning Tool: [Aseptic Practices and Principles Summary](#).

\$195 APIC MEMBER | \$225 NON-MEMBER | 15 MINUTES | INCLUDES POST TEST AND TOOL



APIC

Infection Control: The 8-Minute Solution Series

Use your time wisely! Each program provides solutions for today's most critical infection control problems **in only 8 minutes!**

With eight important topics to choose from, these programs are great training tools for orientation, remedial or risk reduction training, or if a breakout occurs. Each program comes with a 10-Question Post Test.

Special offer: Purchase any four programs in the **8-Minute Solution Series** for only \$295 APIC member or \$325 Non-member.





Clostridium difficile: The 8-Minute Solution

Clostridium difficile now rivals MRSA as the most common organism that causes healthcare-associated infections in the U.S.

After finishing this program, employees will be able to:

- Understand how *C.diff.* is transmitted and what makes it so dangerous
- Learn how to quickly identify patients with *C.difficile*-associated disease
- Understand what to do to prevent and control transmission of this new enemy, including proper hand hygiene and application of Contact Precautions
- Learn proper cleaning and disinfection requirements
- Be able to provide patient education instructions

Clinical Advisors: Erik R. Dubberke, MD and Jennie Mayfield, BSN,MPH,CIC

\$99 APIC MEMBER | \$125 NON-MEMBER | 8 MINUTES | INCLUDES POST TEST



Hand Hygiene: The 8-Minute Solution

Give healthcare staff the training they need to increase hand hygiene compliance!

This program breaks down the main components of the [CDC Hand Hygiene Guideline](#) in a concise, easy-to-understand format and explains:

- When and how to use alcohol-based hand rubs
- When and how to wash hands with soap and water (plain vs. antimicrobial soap)
- When and how to practice surgical hand antisepsis
- Skin care tips
- Glove and nail protocols

Clinical Advisor: Elaine Larson, RN, PhD, FAAN, CIC

\$99 APIC MEMBER | \$125 NON-MEMBER | 8 MINUTES | INCLUDES POST TEST



MRSA: The 8-Minute Solution

MRSA is one of the most epidemiologically important drug-resistant organisms and has the fastest rising rates of infection in the healthcare facility! The emergence of potentially deadly Community-Acquired MRSA poses not only a threat to persons outside of hospitals, but can also spread inside the healthcare facility. This program stresses the importance of:

- Hand hygiene
- Standard Precautions
- Contact Precautions
- Cultures & surveillance
- Appropriate use of antibiotics

Clinical Advisors: William Jarvis, MD and Marie Fornof, RN, BSN, CIC

\$99 APIC MEMBER | \$125 NON-MEMBER | 8 MINUTES | INCLUDES POST TEST



Oral Hygiene: The 8-Minute Solution

If oral care is not properly attended to in the healthcare setting, patients can suffer serious illness and painful complications. After viewing this program, the learner will be able to:

- Identify medical risk factors and high-risk groups
- Assess patient's current oral health
- Perform oral care
- Conduct a physical assessment of the patient
- Develop an oral hygiene care plan

Clinical Advisor: Robert Garcia, BS, MT (ASCP), CIC

\$99 APIC MEMBER | \$125 NON-MEMBER | 8 MINUTES | INCLUDES POST TEST





Respiratory Etiquette: The 8-Minute Solution

Highly contagious patients can present to a facility at any time...infecting staff, other patients, and severely compromising the delivery of care.

Upon completion, staff will be able to:

- Explain how respiratory diseases are spread
- Identify and isolate potentially ill patients
- Implement infection control protocols, including hand hygiene and appropriate PPE

Clinical Advisor: Sue Sebazco, RN, BS, CIC

\$99 APIC MEMBER | \$125 NON-MEMBER | 8 MINUTES | INCLUDES POST TEST



Skin Care: The 8-Minute Solution

Skin breakdown can cause problems for both the healthcare provider and the patient. Numerous factors can contribute to dermatitis and allergic reactions. This program identifies potential causes of skin breakdown and provides prevention and management techniques by addressing:

- Irritating agents
- Jewelry
- Gloves
- Moisturizers
- Dermatological testing

Clinical Advisor: April Tracy, RN, BSN, ICP

\$99 APIC MEMBER | \$125 NON-MEMBER | 8 MINUTES | INCLUDES POST TEST





Smallpox Vaccine: The 8-Minute Solution

Healthcare professionals should be educated so that they can make an informed decision on whether or not to participate in the nationwide Smallpox response plan.

This important program addresses the Smallpox vaccine and will help your staff:

- Understand how smallpox is transmitted
- Recognize the signs and symptoms of smallpox
- Identify who should and should not consider the vaccine
- Understand how the vaccine works to prevent the disease
- Be aware of side effects and complications associated with the vaccine

Clinical Advisors: William Schaffner, MD, Tom Talbot, MD and Vicki L. Brinsko, RN, BA

\$99 APIC MEMBER | \$125 NON-MEMBER | 8 MINUTES | INCLUDES POST TEST



Vancomycin-Resistant Enterococci (VRE): The 8-Minute Solution

Based on the CDC Guideline to help prevent the development and spread of VRE, this program clearly explains and demonstrates:

- Identification of high risk patients
- Screening and testing procedures
- Standard and Contact Precautions
- Hand hygiene
- Environmental cleaning techniques

Clinical Advisor: Deanie Lancaster, RN, BSN, MHSA, CIC, CPHRM

\$99 APIC MEMBER | \$125 NON-MEMBER | 8 MINUTES | INCLUDES POST TEST



APIC

IV Catheter-Related Infections: CDC Guidelines for Prevention



Featuring CDC Guideline authors Dennis Maki, MD and Rita McCormick, RN, CIC this program discusses the most critical issues surrounding intravascular infections and strategies for prevention. Upon completion, the learner will be able to:

- Discuss the four primary routes of catheter-related infection
- Identify pathogenic determinants of infection related to intravenous catheters
- Utilize sterile precautions during insertion
- Determine intervals for replacement of catheters, IV fluids, and administration sets
- Provide proper catheter site care
- Prep for skin antiseptics
- Discontinue catheter use when no longer essential

Clinical Advisors: Dennis Maki, MD, Naomi O'Grady, MD, and Rita McCormick, RN, CIC

Special offer: Study Guide includes a section on IV catheter-related infections in pediatric patients and a Quick Summary Tool outlining the 2002 CDC/HICPAC Guidelines for Prevention for Intravascular Catheter-Related Infections.

\$195 APIC MEMBER | \$225 NON-MEMBER | 20 MINUTES | INCLUDES STUDY GUIDE | POST TEST | APPROVED FOR 1 CONTACT HOUR CE CREDIT FOR NURSES





MRSA: Time for Action

MRSA is associated with significantly higher morbidity, mortality and hospital costs. MRSA can manifest itself into healthcare-associated infections such as ventilator-associated pneumonia (VAP), surgical site infections (SSI) and catheter-associated bloodstream infections (CA-BSI). It is also an increasing cause of infections in our communities. The objectives of this program are to:

- Increase awareness of the growing incidence of CA-MRSA and HA-MRSA
- Discuss the risk factors for acquiring MRSA
- Identify the reservoirs and modes of transmission for CA-MRSA and HA-MRSA
- Discuss strategies to identify MRSA
- Outline techniques to prevent and control transmission

Reflects the [CDC Guideline for the Management of Multiple-Drug Resistant Organisms in Healthcare Settings](#) and the new [HICPAC/SHEA/APIC IDSA Compendium of Strategies to Prevent Healthcare-Associated Infections in Acute care Hospitals](#).

Content Advisors: William Jarvis, MD, and Marie Fornof, RN, BN, CIC

\$295 APIC MEMBER | \$325 NON-MEMBER | 20 MINUTES | INCLUDES STUDY GUIDE | POST TEST | APPROVED FOR 1 CONTACT HOUR CE CREDIT FOR NURSES





Of Critical Importance A one-of-a-kind 4 part Series for Central Service Staff

Packed with hands-on tips, practical examples and helpful insights, each program provides visual demonstration by *real* Central Service Professionals as they reveal proper protocols for cleaning, disinfecting and sterilizing medical devices and instruments.

Developed in partnership with the International Association of Healthcare Central Service Materiel Management (IAHCSMM), this series of DVD training programs covers best practice and guidance established by IAHCSMM, AAMI, OSHA, CDC, FDA, AORN, CMS, and other leading healthcare organizations.

Special Offer: Programs in the *Of Critical Importance* series may be purchased individually, or Choose all 4 programs for a special package savings! or more information on all four programs, please look in the Central Processing section of this catalog.

\$525 IAHCSMM MEMBER | \$725 NON-MEMBER | ACCOMPANYING RESOURCE CD CONTAINING POST TEST AND GLOSSARY OF TERMS | EACH PROGRAM IS APPROVED BY IAHCSMM FOR 1.0 CONTACT HOUR OF CONTINUING EDUCATION





APIC Of Critical Importance: The CDC Isolation Guideline Explained!

This short 15-minute program is presented in a clear, easy-to-understand format. Featuring former CDC HICPAC committee member Vicki L. Brinsko, RN, BA, this program will help your staff understand and apply the new CDC Isolation Guideline including:

- New Standard Precautions
- Application of Transmission-based Precautions
- The Protective Environment
- Discontinuation of Precautions
- Safe Work Practices

\$195 APIC MEMBER | \$225 NON-MEMBER | 15 MINUTES | INCLUDES POST TEST





APIC

Part of the Plan: Infection Prevention for Healthcare Professionals During Construction, Renovation, Repair and Maintenance

When a healthcare environment is disturbed during construction, repairs, and even small maintenance projects, pathogens can be released into the facility - with potentially devastating impact.

This program will provide healthcare professionals detailed instructions for proactive planning and implementation of controls to increase awareness and ensure that infection prevention and control are **Part of the Plan**.

Content is based on the [AIA/FGI Guidelines for Design and Construction of Hospital and Healthcare Facilities](#), [CDC Prevention Guidelines for Environmental Control](#) and The Joint Commission Environment of Care Standards.

Content Advisors: Judene M. Bartley, MS, MPH, CIC, Douglas S. Erickson, FASHE, and Russell N. Olmstead, MPH, CIC.

Special offer: This program is a great companion to **Building on the Plan: Infection Prevention for Construction Personnel**

\$195 APIC MEMBER | \$225 NON-MEMBER | 20 MINUTES | POST TEST | INFECTION CONTROL RISK ASSESSMENT TOOL



Partners in Care... Drug-Resistant Organisms for Patient Education

When a patient is diagnosed with a Drug-Resistant Organism (DRO), they look to their healthcare provider to answer many questions. This program is a must have patient education tool that educates patients and their family members on what it means to be colonized or infected with a drug resistant organism, who is most at risk for acquiring a DRO, why Isolation Precautions are necessary while in the hospital, and what to do to prevent transmission once the patient is discharged home. Presented, in detail are:

- Proper hand hygiene
- Personal protective equipment (PPE)
- Following facility protocols
- Isolation Precautions
- Confinement to patient room
- Infection control in the home setting

Special Offer: *Drug-Resistant Organisms for Patient Education* is part of **Partners in Care**, a Patient Education Series of programs that help meet The Joint Commission's National Patient Safety Goals by educating patients on safety issues within the facility and in the home environment.

Many programs in the **Partners in Care** series are available in both **English** and **Spanish** and may be purchased individually or as a package for a discount. For more information on this series of programs, please refer to the [Patient Education](#) section of this document.

\$99 APIC MEMBER | \$125 NON-MEMBER | 9 MINUTES | INCLUDES PATIENT HANDOUTS





Partners in Care... Infection Control for Patient Education

This program educates patients on the importance of proper hand hygiene and other infection control measures which prevent the spread of germs both in the healthcare facility and in the home environment. Patients will learn that there are precautions they can take to control and even eliminate pathogens from becoming a threat to their health, including:


- Assuming everyone they come in contact with is potentially infectious
- Avoiding contact with body fluids
- The importance of proper hand hygiene
- Environmental cleaning and disinfection

Special offer: *Infection Control for Patient Education* is part of **Partners in Care**, a Patient Education Series of programs that help meet The Joint Commission's National Patient Safety Goals by educating patients on safety issues within the facility and in the home environment.

Many programs in the **Partners in Care** series are available in both **English** and **Spanish** and may be purchased individually or as a package for a discount. For more information on this series of programs, please refer to the [Patient Education](#) section of this document.

\$99 APIC MEMBER | \$125 NON-MEMBER | 11 MINUTES | INCLUDES PATIENT HANDOUTS | AVAILABLE IN SPANISH





Partners in Care... Patient Education for Preventing Surgical Site Infections

The patient plays a vital role in preventing surgical site infections! Evidence-based practices such as prepping the skin with an antiseptic solution and administering a nasal ointment prior to surgery are important preventive measures that help reduce the amount of harmful microorganisms found both on the skin and in the nose; thereby reducing the risk of surgical site infection.

Special Offer: This program is part of **Partners in Care**, a Patient Education Series of programs that help meet The Joint Commission's National Patient Safety Goals by educating patients on safety issues within the facility and in the home environment.

Many programs in the **Partners in Care** series are available in both **English** and **Spanish** and may be purchased individually or as a package for a discount. For more information on this series of programs, please refer to the Patient Education section of this document.

\$99 | APIC MEMBER | **\$125** NON MEMBER | 7 MINUTES | INCLUDES PATIENT HANDOUT



Preventing Catheter-Associated Urinary Tract Infections

This program addresses the most current information available and outlines prevention strategies against catheter-associated UTI's in indwelling catheters in the acute care environment.

Developed to educate nurses and nursing assistants in the acute care environment on the indications for catheter use, potential causes of infection, risk factors for acquisition of CA-UTIs and evidence-based interventions, including care and maintenance of the catheter and collection system. Highlights from the video include:

- Risk factors
- Catheter selection
- Alternatives to indwelling catheterization
- Closed vs. open drainage systems
- Aseptic technique during insertion of the indwelling catheter
- Causes and types of CA-UTI
- Aseptic technique during care and maintenance of the catheter site and collection system
- Aseptic technique during urine sampling and emptying of the collection system
- Recognizing and responding to complications

Content Advisor: Lindsay E. Nicolle, MD, FRCPC

\$295 APIC MEMBER | \$325 NON-MEMBER | 18 MINUTES | INCLUDES STUDY GUIDE | POST TEST | APPROVED FOR 1 CONTACT HOUR CE CREDIT FOR NURSES





Preventing Central Line Associated Bloodstream Infections (CLA-BSI)


Healthcare facilities are now facing increasing pressure from CMS, The Joint Commission, IHI and DHHS to decrease the number of central line associated bloodstream infections. Is your facility prepared?

Featuring renowned expert, Dennis Maki, MD, this program will discuss the latest evidence-based practice for preventing CLA-BSI, including:

- Pathogenesis/transmission
- Risk Factors for CLA-BSI
- Infection prevention techniques before and during insertion
- Infection prevention strategies for care and maintenance of the catheter

Clinical Advisors: Dennis G. Maki, MD and Rita McCormick, RN, CIC

Special Feature: Bonus video track featuring **extended quotes** from Dr. Dennis Maki on site selection, infection prevention techniques, and more!

\$295 AVA MEMBER | \$325 NON-MEMBER | 15 MINUTES | INCLUDES STUDY GUIDE | POST TEST | APPROVED FOR 1 CONTACT HOUR CE CREDIT FOR NURSES 



APIC

Right at Home: Infection Control for Home Health

Infection control in the home setting begins long before the actual visit to the patient's home. This program addresses the critical infection control issues facing home healthcare providers everyday, including:

- Policies and procedures
- Supplies and supply management
- Equipment
- Waste management
- Clean vs. sterile technique
- OSHA Bloodborne Pathogens Standard
- Personal protective equipment
- Planning the visit
- Assessment of the patient's environment
- Cleaning and disinfection

\$99 APIC MEMBER | \$125 NON-MEMBER | 15 MINUTES



Safe Injection Practices

This short, to-the-point program highlights the Safe Injection Practices recommended by the CDC, The Joint Commission, Institute for Safe Medical Practices and Infusion Nurses Society. These recommendations were developed to prevent actions that can spread bloodborne pathogens such as Hepatitis B and C and HIV as well as bacterial, fungal and viral infections; and reduce the risk of needlestick injuries to both patients and healthcare workers.

Topics presented include:

- Sources of transmission
- Practices that have contributed to outbreaks
- Aseptic technique for handling, preparing and storing medications and supplies
- Standard Precautions including safe injection practices, hand hygiene and PPE
- Safer Medical Devices

Clinical Advisors: Wanda Neal Hooper, BSN, MS, RN, CIC and April Tracy, RN, BSN, IP

\$195 | APIC MEMBER | **\$225** NON MEMBER | 10 MINUTES | INCLUDES POST TEST



Screening for MRSA: How to Swab

MRSA is a growing problem in our facilities, and surveillance is becoming increasingly important in the fight against transmission. Yet, many healthcare professionals have not been trained in the proper procedures for swabbing for MRSA.

This 8-minute program:

- Provides a brief overview of MRSA
- Emphasizes the importance of clean tests, proper labeling and documentation
- Highlights why surveillance is conducted
- Presents a visual demonstration of how to swab for MRSA

Detailed demonstrations include:

- How to swab the nares (moist and dry swab)
- How to swab the axilla and groin
- How to swab a wound (Levine twirl and Z-stroke technique)

\$99 APIC MEMBER | \$125 NON-MEMBER | 8 MINUTES



NATIONAL
AWARD WINNER

TB Prevention and Control: New Challenges

It is estimated that 18 million people in the U.S. alone have TB and new research has found that extensively drug-resistant tuberculosis (XDR-TB) is increasingly common. Created to reflect the CDC Guidelines for Preventing the Transmission of M. Tuberculosis in Healthcare Settings and the Guideline for Isolation Precautions in Healthcare Settings, this program educates healthcare providers on the importance of maintaining focus on the risks and prevention factors associated with TB in order to prevent a new epidemic. This program equips staff with the knowledge to:

- Explain how TB is transmitted
- Identify the risk factors for infection
- Describe the signs and symptoms of TB
- Explain the protocols for diagnosis
- Identify infection control measures such as early identification, isolation and treatment
- Demonstrate effective work practice controls

Content Advisor: Rachel L. Stricof, MPH

Special offer: Study Guide includes 5 tools to help providers distinguish TB infection vs. disease, identify groups at high risk, follow protocols for TB assessment, understand 2-step testing, and conduct a respiratory program evaluation.

\$195 APIC MEMBER | \$225 NON-MEMBER | 18 MINUTES | INCLUDES STUDY GUIDE | POST TEST | AVAILABLE IN SPANISH





Top Priority: CDC Guideline for Multiple Drug Resistant Organisms (MDRO's)

The objective of this program is to provide interventions to prevent and control MDROs by explaining the CDC Guideline recommendations, how to implement them and when to do active surveillance cultures.

Developed for all staff, this video presentation examines General Recommendations that can be used across all healthcare settings on a routine basis. Recommendations have also been made for intensified efforts in the event that routine measures are not decreasing the incidence or prevalence of MDROs, or there is a new case or outbreak of an MDRO.

Content Advisor: Vicki L. Brinsko, RN, BA, member of the CDC HICPAC Committee

\$195 APIC MEMBER | \$225 NON-MEMBER | 15 MINUTES | INCLUDES POST TEST



APIC Ventilator-Associated Pneumonia: Reducing the Risk

Ventilator-Associated Pneumonia (VAP) is the leading cause of healthcare-associated infections in the ICU. Decreasing rates of infection leads to improved patient care and reduced costs to the facility. This important program helps your staff:

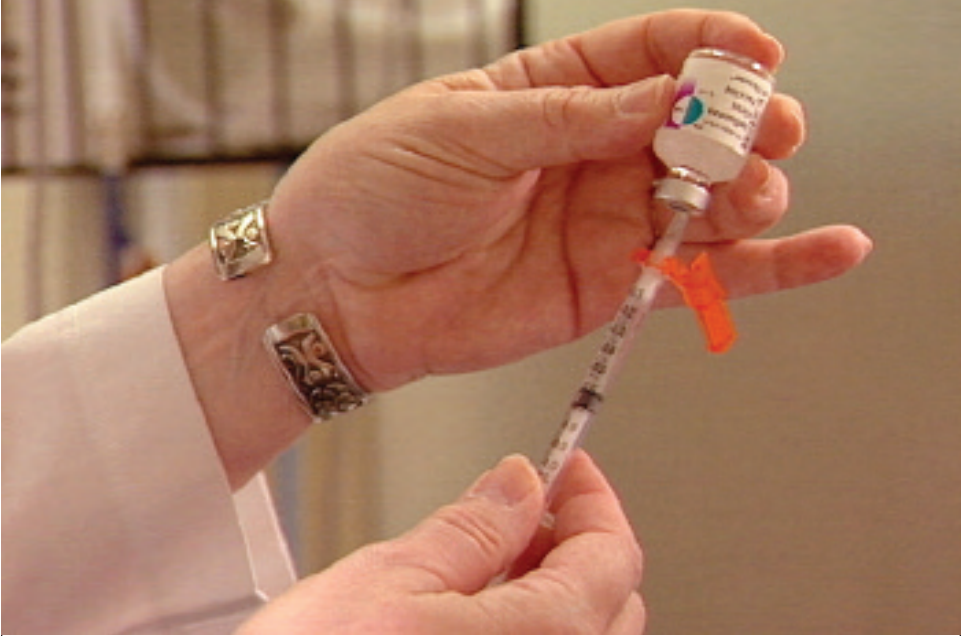
- Understand why ventilated patients are more susceptible to pneumonia
- Recognize risk factors for VAP
- Practice prevention strategies that will:
 - Prevent contamination
 - Reduce colonization
 - Prevent aspiration
 - Boost defenses

Incorporates the [2008 HICPAC/SHEA/APIC/IDSA Compendium of Strategies to Prevent Healthcare Associated Infections in Acute Care Hospitals](#) and the [CDC Guideline for Preventing Healthcare Associated Pneumonia](#), clinical guidelines by the American Association for Respiratory Care, and supports the IHI 5 Million Lives Prevention of Ventilator-Associated Pneumonia initiative.

Content Advisors: Craig Coopersmith, MD and Jeanne E. Zack, PhD, RN, BSN, CIC

\$295 APIC MEMBER | \$325 NON-MEMBER | 18 MINUTES | INCLUDES STUDY GUIDE | POST TEST | APPROVED FOR 1 CONTACT HOUR CE CREDIT FOR NURSES AND RESPIRATORY THERAPISTS





Dispelling the Myths: Influenza Education, Vaccination & Prevention

The CDC, APIC, and SHEA recommend influenza vaccination for all healthcare workers, some states mandate it, and The Joint Commission has named influenza vaccination and education a Patient Safety Goal.

This program was developed to answer questions and concerns surrounding vaccination and will:

- Explain modes of transmission and the impact on patients
- Describe symptoms of flu, risk factors for complications, and treatment options
- Outline flu prevention techniques that reduce transmission
- Explain vaccine options and their possible side effects
- Address need for declination statement if not vaccinated

Content Advisors: Tom Talbot, MD and Vicki L. Brinsko, RN, BA

\$195 APIC MEMBER | \$225 NON-MEMBER | 12 MINUTES | POST TEST





APIC

IV Catheter-Related Infections: CDC Guidelines for Prevention

Featuring CDC Guideline authors Dennis Maki, MD and Rita McCormick, RN, CIC this program discusses the most critical issues surrounding intravascular infections and strategies for prevention. Upon completion, the learner will be able to:

- Discuss the four primary routes of catheter-related infection
- Identify pathogenic determinants of infection related to intravenous catheters
- Utilize sterile precautions during insertion
- Determine intervals for replacement of catheters, IV fluids, and administration sets
- Provide proper catheter site care
- Prep for skin antiseptics
- Discontinue catheter use when no longer essential

Clinical Advisors: Dennis Maki, MD, Naomi O'Grady, MD, and Rita McCormick, RN, CIC

Special offer: Study Guide includes a section on IV catheter-related infections in pediatric patients and a Quick Summary Tool outlining the 2002 CDC/HICPAC Guidelines for Prevention for Intravascular Catheter-Related Infections.

\$195 APIC MEMBER | \$225 NON-MEMBER | 20 MINUTES | INCLUDES STUDY GUIDE | POST TEST | APPROVED FOR 1 CONTACT HOUR CE CREDIT FOR NURSES





Preventing Patient Falls: A Team Approach

Real-life scenarios present evidence-based strategies along with protocols and interventions to prevent patient falls and reduce the severity of fall-related injuries. Developed for the interdisciplinary Fall Prevention team, this program covers fall risk assessment tests, multidimensional patient factors, environmental issues, and research-supported interventions.

Highlights from the program include:

- Assessing patient risk factors
- Environmental hazards and interventions
- Protocols for high-risk patients
- Patient and family education
- Mobility aids and fall prevention technology
- Communication and documentation

Content Advisors: Melissa A. Fitzpatrick, RN, MSN, FAAN (Past President, American Association of Critical-Care Nurses) & Deanna Gray-Miceli, PhD, GNP-BC, CRNP, FAANP

295 NPSF MEMBER | \$325 NON-MEMBER | 18 MINUTES | STUDY GUIDE | POST TEST



Pressure Ulcers: Prevention Care and Management

This program helps ensure compliance with CMS and The Joint Commission, and addresses the strategies for assessing, preventing and treating pressure ulcers involving the interdisciplinary team of healthcare professionals. Highlights from the program include:

- Assessment of risk
- Protection against risk factors
- Education of staff and patients
- Identifying, describing and classifying pressure ulcers according to the NPUAP staging system
- Risk factors associated with the acquisition of pressure ulcers
- Strategies to prevent and manage pressure ulcers
- Wound care, including cleansing, dressing change, pressure redistribution and pain management

Content Advisor: Cynthia Sylvia, MSC, MA, RN, CWOCN, Sheree Lee, RN, CWOCN, and the American Association of Critical Care Nurses Review Committee

Special offer: The Study Guide includes two useful Tools: [Protocol for Pressure Ulcer Prevention](#), and a [Patient Evaluation Flow Chart](#)

\$295 | 18 MINUTES | STUDY GUIDE | POST TEST



Providing Evidence-Based Care: Avoiding the Use of Restraints

Regulations by the Centers for Medicare and Medicaid Services (CMS) and standards by The Joint Commission stress that the use of restraints is a last resort and that alternatives to restraints must be explored and implemented.

After watching this program staff will be able to answer these important questions:

- What is and what is not considered a restraint?
- What are the triggers that lead to problematic behavior?
- How do you assess and evaluate the patient's behavior?
- What are de-escalation techniques and how are they applied?
- Why is appropriate monitoring and assessment essential?
- What are practical alternative interventions?
- What are the documentation requirements for CMS and The Joint Commission?

Content Advisors: Elizabeth Capezuti, PhD, RN, FAAN, Sue Dill Calloway, RN, MSN, JD, and Sharon Stahl Wexler, PhD, RN, BC

Special Offer: SAVE when you purchase our **Restraints Package!** This program along with **Restraints, Seclusion and the 1 Hour Face-to-Face Evaluation** for only \$395!

**\$295 | 20 MINUTES | STUDY GUIDE | POST TEST | POWERPOINT PRESENTATION DETAILING
CMS REGULATIONS AND THE JOINT COMMISSION REQUIREMENTS**





Restraints, Seclusion, and the 1 Hour Face-to-Face Evaluation

If a patient is restrained or secluded, the Centers for Medicare and Medicaid Services (CMS) mandate the execution of a 1 Hour Face-to-Face Evaluation. The Joint Commission Standards also require evaluation and monitoring. Program highlights include:

- How to recognize and respond to signs of distress
- Definition of restraints and seclusion
- Personnel required to conduct the 1 Hour Face-to Face Evaluation
- Conducting the 1 Hour Face-to-Face Evaluation
- Monitoring the restrained or secluded patient
- Staff and patient debriefing
- Documentation and reporting requirements for CMS Regulations and The Joint Commission Standards

Content Advisors: Sue Dill Calloway, RN, MSN, JD and Renee John R. Repique, MS, APRN, BC

Special Offer: SAVE when you purchase our Restraints Package! This program along with **Providing Evidence-Based Care: Avoiding the Use of Restraints** for only \$395!

\$295 | 18 MINUTES | STUDY GUIDE | POST TEST | POWERPOINT PRESENTATION DETAILING CMS REGULATIONS AND THE JOINT COMMISSION REQUIREMENTS





Fire Safety in the Operating Room: Strategies for Keeping it Safe!

Preventing a fire incident in the surgical suite is a patient safety imperative, as the consequences can be devastating to the patient and staff alike.

Updated in 2010, this program demonstrates sound Safety Practices that can be incorporated into the daily work routine. After completing this training program, the learner will be able to:

- Identify components of the Fire Triangle
- Describe measures to prevent OR fires
- Explain actions to be taken if a fire occurs
- Discuss considerations for a fire safety plan

Special offer: Study guide includes two learning tools: *Components of the Fire Triangle* and *OR Fire Safety Checklist*.

\$295 AORN MEMBER | \$325 NON-MEMBER | 25 MINUTES | INCLUDES STUDY GUIDE | POST TEST





From Top to Bottom: Cleaning the Operating and Procedure Rooms

Produced in partnership with the Association for the Healthcare Environment (AHE), this program presents the most current information available for Environmental Service staff on how to properly clean and disinfect the operating room and other hospital procedure areas. An in-depth demonstration and explanation of protocols, including:

- Common operating room viruses and bacteria, and the agents or solutions used to combat them
- Safe disposal of general waste vs. medical waste
- Proper PPE, cleaning and storing equipment
- Step-by-step of the OR cleaning process for Before the Start of Day, Between Procedures and Terminal Cleaning
- How to clean and store Environmental Services equipment

The video is presented in both English and Spanish for one low price!

Special offer: This program is part of the **From Top to Bottom** series of programs developed specifically for Environmental Service Staff and can be purchased individually or at a discount when purchasing the series. For more information on all three programs and available discounts, please look in the [Environmental Services](#) section of this catalog.

\$175 AHE MEMBER | \$245 NON-MEMBER | 10 MINUTES | ACCOMPANYING RESOURCE CD CONTAINING ENGLISH AND SPANISH GLOSSARY OF TERMS AND POST TEST





On High Alert: Infection Prevention Practices for the Operating Room

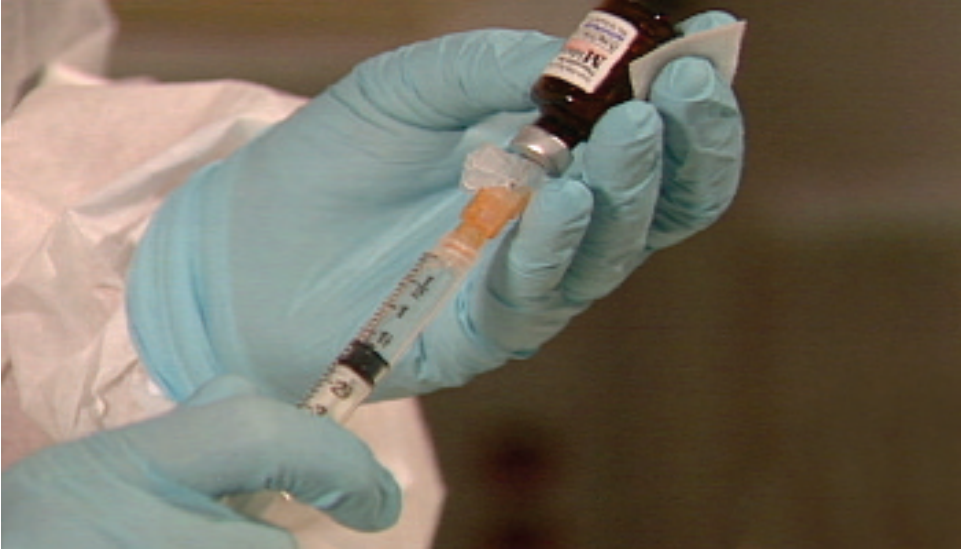
Preventing SSI is the primary goal of the surgical team, and the best way to accomplish this goal is to incorporate infection prevention principles into everyday practice and remain **On High Alert** for breaks in asepsis during procedures.

This short, to-the-point program outlines the principles of asepsis and infection prevention practices for the perioperative setting. Topics covered include:

- Adherence to Standard Precautions and Transmission-based Precautions
- Proper Surgical Attire and PPE
- Adherence to Principles of Asepsis (skin prep, draping, sterile vs. non-sterile)
- Maintaining and Monitoring the Surgical Field
- Antimicrobial Prophylaxis
- Environmental Cleaning
- Post-operative Surveillance for SSI

Special Offer: Included with the purchase of the program is a Learning Tool: [Aseptic Practices and Principles Summary](#).

\$195 APIC MEMBER | \$225 NON-MEMBER | 15 MINUTES | INCLUDES POST TEST AND TOOL



Moderate Sedation: Complying with Accreditation and Regulatory Requirements

A patient's response to sedation is not always predictable; therefore, it is imperative that healthcare providers who administer moderate sedation study the evidence-based practices and required standards and regulations essential in providing safe, effective patient care.


This comprehensive training module will educate staff on the following:

- Pharmacology of medications / agents used
- How to safely deliver these medications
- Pre-procedural, procedural, and post-procedural assessment and monitoring of patients
- Safety and infection prevention protocols
- Proper documentation
- Current regulations, accreditation standards, recommended practices and guidelines that apply to the use of moderate sedation / analgesia

Special Offer: Included with the purchase of this program is a Learning Tool: *Common Medications Chart*.

\$295 AANA MEMBER | \$325 NON-MEMBER | 15 MINUTES | INCLUDES STUDY GUIDE | POST TEST | LEARNING TOOL | APPROVED FOR 1.5 CONTACT HOURS OF CONTINUING EDUCATION FOR NURSES





Partners in Care... Patient Education for Preventing Surgical Site Infections

The patient plays a vital role in preventing surgical site infections! Evidence-based practices such as prepping the skin with an antiseptic solution and administering a nasal ointment prior to surgery are important preventive measures that help reduce the amount of harmful microorganisms found both on the skin and in the nose; thereby reducing the risk of surgical site infection.

Special Offer: This program is part of **Partners in Care**, a Patient Education Series of programs that help meet The Joint Commission's National Patient Safety Goals by educating patients on safety issues within the facility and in the home environment.

Many programs in the **Partners in Care** series are available in both **English** and **Spanish** and may be purchased individually or as a package for a discount. For more information on this series of programs, please refer to the Patient Education section of this document.

\$99 | APIC MEMBER | **\$125** NON MEMBER | 7 MINUTES | INCLUDES PATIENT HANDOUT



Pain Management: The Fifth Vital Sign

Hospitals, home healthcare agencies, nursing homes and other facilities must provide effective pain management in order to enhance quality of care and meet The Joint Commission Standards.

After completing this training program, multi-disciplinary staff will be able to:

- Conduct an initial assessment and regular re-assessment of pain
- Utilize age-appropriate pain scales to help determine the intensity of pain
- Provide patient and family education regarding their roles in pain management
- Recognize barriers to effective pain management
- Identify methods of pain control to relieve and prevent pain
- Provide a pain management plan upon discharge

Special Offer: Study Guide includes sample Pain Assessment Forms and Policies.

\$195 | 16 MINUTES | INCLUDES STUDY GUIDE | POST TEST





Partners in Care...Pain Management for Patient Education

This patient education program instructs patients on the benefits of preventing and relieving pain and discusses the patient's rights and responsibilities in receiving effective pain management. Topics covered include:

- Telling the healthcare provider when they are experiencing pain
- Reporting pain that suddenly changes or becomes worse
- Voicing their concerns

This program also teaches the caregivers of children the importance of being a part of the pain assessment process, keeping a watchful eye and communicating with the doctors and nurses.

Special Offer: *Pain Management for Patient Education* is part of **Partners in Care**, a Patient Education Series of programs that help meet The Joint Commission's National Patient Safety Goals by educating patients on safety issues within the facility and in the home environment.

Many programs in the **Partners in Care** series are available in both **English** and **Spanish** and may be purchased individually or as a package for a discount. For more information on this series of programs, please refer to the [Patient Education](#) section of this document.

\$125 | 12 MINUTES | INCLUDES PATIENT HANDOUTS | AVAILABLE IN SPANISH





Partners in Care... A Patient Education Series

Partners in Care is an Award Winning Series for Patient Education that help meet The Joint Commission's National Patient Safety Goals by educating patients on safety issues within the facility and in the home environment.

Many programs in the **Partners in Care** series are available in both *English and Spanish* and may be purchased individually for \$125 each, or as a package for only \$795. All programs come with Patient Handouts that can be incorporated into patient education and discharge planning protocols.





Partners in Care... Advance Directives for Patient Education

Advance Directives don't take the place of real communication between the family and doctor, but they can be a great start for the type of conversation that is needed to deal with difficult issues. This program educates patients on the importance of addressing the difficult issues surrounding death and dying including:

- A durable power of attorney for healthcare
- A living will
- Techniques for communicating with healthcare providers and family

\$125 | 11 MINUTES | INCLUDES PATIENT HANDOUTS | AVAILABLE IN SPANISH





Partners in Care... Drug-Resistant Organisms for Patient Education

When a patient is diagnosed with a Drug-Resistant Organism (DRO), they look to their healthcare provider to answer many questions. This program is a must have patient education tool that educates patients and their family members on what it means to be colonized or infected with a drug resistant organism, who is most at risk for acquiring a DRO, why Isolation Precautions are necessary while in the hospital, and what to do to prevent transmission once the patient is discharged home.

Your patients will learn how DRO's can be spread both in and out of the healthcare environment, and how to interrupt the transmission of DRO's. Presented, in detail are:

- Proper hand hygiene
- Personal protective equipment (PPE)
- Following facility protocols
- Isolation Precautions
- Confinement to patient room
- Infection control in the home setting

\$99 APIC MEMBER | \$125 NON-MEMBER | 9 MINUTES | INCLUDES PATIENT HANDOUTS





Partners in Care... Fall Prevention for Patient Education

Falls can be a very real hazard for patients who are ill or recovering from illness. This program educates patients on the risk factors that can increase their chances for falling, identifies strategies used by healthcare providers to help prevent falls, and gives patients useful tips during their hospital visit, such as:

- Being aware of limitations
- Making sure the bed is in low position before trying to stand
- Standing up slowly

Also discussed are methods to help patients prevent falls at home.

\$125 | 11 MINUTES | INCLUDES PATIENT HANDOUTS | AVAILABLE IN SPANISH





Partners in Care... Infection Control for Patient Education



This program educates patients on the importance of proper hand hygiene and other infection control measures in preventing the spread of germs both in the healthcare facility and in the home environment. Patients will learn that there are some things they can do to control and even eliminate pathogens from becoming a threat to their health, including:

- Assuming everyone they come in contact with is potentially infectious
- The importance of proper hand hygiene
- Avoiding contact with body fluids
- Environmental cleaning and disinfection

\$99 APIC MEMBER | \$125 NON-MEMBER | 11 MINUTES | INCLUDES PATIENT HANDOUTS | AVAILABLE IN SPANISH | AVAILABLE WITH CLOSED CAPTION





Partners in Care... Medication Use for Patient Education

This patient education program discusses ways that healthcare professionals rely on patients to be actively involved in order to ensure medication safety, including:

- Answering all questions about their health and medical history as truthfully as possible
- Providing information about allergies and current medication use
- Following instructions and asking questions
- Writing down the medications they will be taking during their stay
- Checking to be sure they receive the correct prescription from the pharmacy

\$125 | 11 MINUTES | INCLUDES PATIENT HANDOUTS | AVAILABLE IN SPANISH





Partners in Care...Pain Management for Patient Education


This patient education program instructs patients on the benefits of preventing and relieving pain and discusses the patient's rights and responsibilities in receiving effective pain management. Topics covered include:

- Telling the healthcare provider when they are experiencing pain
- Reporting pain that suddenly changes or becomes worse
- Voicing their concerns

This program also teaches the caregivers of children the importance of being a part of the pain assessment process, keeping a watchful eye and communicating with the doctors and nurses.

\$125 | 12 MINUTES | INCLUDES PATIENT HANDOUTS | AVAILABLE IN SPANISH





Partners in Care... Patient Education for Preventing Surgical Site Infections

The patient plays a vital role in preventing surgical site infections! Evidence-base practices such as prepping the skin with an antiseptic solution and administering a nasal ointment prior to surgery are important preventive measures that help reduce the amount of harmful microorganisms found both on the skin and in the nose; thereby reducing the risk of surgical site infection.

After viewing this program the patient will be able to:

- Identify *Staphylococcus aureus* and MRSA as potentially dangerous organisms
- Describe the steps to pre-operative bathing with antiseptic cleanser, and applying antiseptic nasal ointment
- Identify infection prevention practices utilized during their stay at the facility as well as once they are home
- Describe the signs and symptoms of post-operative infection that should be reported

\$99 | APIC MEMBER | **\$125** NON MEMBER | 7 MINUTES | INCLUDES PATIENT HANDOUT



Partners in Care... Patient Rights and Responsibilities for Patient Education

Addresses patients' rights including privacy and confidentiality; but also describes their responsibilities such as providing truthful information about their health and following instructions. After viewing this program, patients will understand their rights, including:

- The right to have their pain controlled
- The right to confidentiality and privacy
- The right to be cared for in a safe environment by well-trained staff
- The right to participate or refuse to participate in research projects

Patients will also be educated on their responsibilities such as:

- Answering all questions about their health truthfully
- Following instructions given by the doctor
- Voicing any concerns
- Following rules and regulations of the hospital

\$125 | 14 MINUTES | INCLUDES PATIENT HANDOUTS | AVAILABLE IN SPANISH





Partners in Care...Pressure Ulcers for Patient Education

Pressure ulcers, also called bedsores or decubitus ulcers, are chronic wounds of the skin caused by pressure, friction, shear and excess moisture on the skin.

The objective of this program is to give patients and their caregivers need-to-know information on how to prevent pressure ulcers and understand best care practices for their specific type of chronic wound, including:

- Identify causative factors
- Discuss preventative techniques
- Understand treatment procedures
- The do's and don'ts of caring for chronic wounds
- Identify coping strategies

\$125 | 11 MINUTES | INCLUDES PATIENT HANDOUTS





STAT! Responding to a Pediatric Code

The first five minutes of any arrest is critical. A child's condition can deteriorate quickly, and mortality following a cardiopulmonary event is high. Equipment needs to be ready and personnel need to be trained and prepared.

Based upon the latest APLS and PALS Guidelines by the American Academy of Pediatrics and American Heart Association, highlights from this program include:

- Signs and symptoms of impending cardiopulmonary arrest
- Resuscitation team members, including roles and responsibilities
- Preparation and use of emergency equipment
- Assessment process during an arrest
- Performing a Mock Code, step by step
- Determining appropriate medications and dosages
- Debriefing with team members

Special Offer: Included with the purchase of this program is a Learning Tool: [Common Medications for Pediatric Resuscitation](#).

\$295 | 18 MINUTES | INCLUDES TOOLS | POST TEST

PRESSURE ULCERS



Pressure Ulcers: Prevention Care and Management

This program helps ensure compliance with CMS and The Joint Commission, and addresses the strategies for assessing, preventing and treating pressure ulcers involving the interdisciplinary team of healthcare professionals. Highlights from the program include:

- Assessment of risk
- Protection against risk factors
- Education of staff and patients
- Identifying, describing and classifying pressure ulcers according to the NPUAP staging system
- Risk factors associated with the acquisition of pressure ulcers
- Strategies to prevent and manage pressure ulcers
- Wound care, including cleansing, dressing change, pressure redistribution and pain management

Content Advisor: Cynthia Sylvia, MSC, MA, RN, CWOCN, Sheree Lee, RN, CWOCN, and the American Association of Critical Care Nurses Review Committee

Special offer: The Study Guide includes two useful Tools: [Protocol for Pressure Ulcer Prevention](#), and a [Patient Evaluation Flow Chart](#)

\$295 | 18 MINUTES | STUDY GUIDE | POST TEST



Partners in Care...Pressure Ulcers for Patient Education

Pressure ulcers, also called bedsores or decubitus ulcers, are chronic wounds of the skin caused by pressure, friction, shear and excess moisture on the skin.

The objective of this program is to give patients and their caregivers need-to-know information on how to prevent pressure ulcers and understand best care practices for their specific type of chronic wound, including:

- Identify causative factors
- Discuss preventative techniques
- Understand treatment procedures
- The do's and don'ts of caring for chronic wounds
- Identify coping strategies

Special offer: *Pressure Ulcers for Patient Education* is part of **Partners in Care**, a Patient Education Series of programs that help meet The Joint Commission's National Patient Safety Goals by educating patients on safety issues within the facility and in the home environment.

Many programs in the **Partners in Care** series are available in both **English** and **Spanish** and may be purchased individually or as a package for a discount. For more information on this series of programs, please refer to the [Patient Education](#) section of this document.

\$125 | 11 MINUTES | INCLUDES PATIENT HANDOUTS





CUSTOMER FOR LIFE SERIES

**It's a Private Matter:
Confidentiality and Privacy
in Healthcare Organizations**



Confidentiality and privacy is more than a legal issue in the healthcare organization – it is one of the strongest deciding factors in establishing trust in your patients and their families. Gaining trust helps ensure that your customer remains just that.

This program examines eight principles for protecting the confidentiality, privacy, and modesty of healthcare customers, which include the following:

- Share patient information only with those who have a valid reason to know
- Do not leave confidential information on voice mail or answering machines
- Never leave written patient information unsecured or visible to the public

Special offer: Choose any 3 Customer for Life Programs for \$995 or Purchase the Complete 6-Part Series for \$1775

\$395 | 24 MINUTES



Partners in Care...Patient Rights and Responsibilities for Patient Education

Addresses patients' rights including privacy and confidentiality; but also describes their responsibilities such as providing truthful information about their health and following instructions. After viewing this program, patients will understand their rights, including:

- The right to have their pain controlled
- The right to be cared for in a safe environment by well-trained staff
- The right to confidentiality and privacy
- The right to participate or refuse to participate in research projects


Patients will also be educated on their responsibilities such as:

- Answering all questions about their health truthfully
- Voicing any concerns
- Following instructions given by the doctor
- Following rules and regulations of the hospital

Special offer: *Patient Rights and Responsibilities for Patient Education* is part of **Partners in Care**, a Patient Education Series of programs that help meet The Joint Commission's National Patient Safety Goals by educating patients on safety issues within the facility and in the home environment.

Many programs in the **Partners in Care** series are available in both **English** and **Spanish** and may be purchased individually or as a package for a discount. For more information on this series of programs, please refer to the Patient Education section of this document.

\$125 | 14 MINUTES | INCLUDES PATIENT HANDOUTS | AVAILABLE IN SPANISH 



Privacy & Security: The New HIPAA Rule

This short, concise program is the 15 minute solution to your mandatory HIPAA training needs! This program benefits all healthcare workers, from the Admissions Department, Administrative Staff, Laboratory Workers, to Healthcare Professionals on the front line.

Topics covered include:

- Review main points of existing and new regulations (including the HITECH Act)
- Identify who must comply (Covered Entities)
- Discuss the legalities and their everyday application in healthcare
- Define Protected Health Information (PHI)
- Identify strategies for compliance
- Discuss the many patient rights under HIPAA

Special offer: Included in the Study Guide are the following three tools: Action Plan for Implementation, Glossary of Terms, and HIPAA Security Standards: Administrative, Physical and Technical Safeguards, and Organizational and Documentation Requirements

\$295 | 15 MINUTES | INCLUDES STUDY GUIDE | POST TEST | TOOLS



Providing Evidence-Based Care: Avoiding the Use of Restraints

Regulations by the Centers for Medicare and Medicaid Services (CMS) and standards by The Joint Commission stress that the use of restraints is a last resort and that alternatives to restraints must be explored and implemented.

After watching this program staff will be able to answer these important questions:

- What is and what is not considered a restraint?
- What are the triggers that lead to problematic behavior?
- How do you assess and evaluate the patient's behavior?
- What are de-escalation techniques and how are they applied?
- Why is appropriate monitoring and assessment essential?
- What are practical alternative interventions?
- What are the documentation requirements for CMS and The Joint Commission?

Content Advisors: Elizabeth Capezuti, PhD, RN, FAAN, Sue Dill Calloway, RN, MSN, JD, and Sharon Stahl Wexler, PhD, RN, BC

Special Offer: SAVE when you purchase our **Restraints Package!** This program along with **Restraints, Seclusion and the 1 Hour Face-to-Face Evaluation** for only \$395!

**\$295 | 20 MINUTES | STUDY GUIDE | POST TEST | POWERPOINT PRESENTATION DETAILING
CMS REGULATIONS AND THE JOINT COMMISSION REQUIREMENTS**





Restraints, Seclusion, and the 1 Hour Face-to-Face Evaluation

If a patient is restrained or secluded, the Centers for Medicare and Medicaid Services (CMS) mandate the execution of a 1 Hour Face-to-Face Evaluation. The Joint Commission Standards also require evaluation and monitoring. Program highlights include:

- How to recognize and respond to signs of distress
- Definition of restraints and seclusion
- Personnel required to conduct the 1 Hour Face-to Face Evaluation
- Conducting the 1 Hour Face-to-Face Evaluation
- Monitoring the restrained or secluded patient
- Staff and patient debriefing
- Documentation and reporting requirements for CMS Regulations and The Joint Commission Standards

Content Advisors: Sue Dill Calloway, RN, MSN, JD and Renee John R. Repique, MS, APRN, BC

Special Offer: SAVE when you purchase our Restraints Package! This program along with **Providing Evidence-Based Care: Avoiding the Use of Restraints** for only \$395!

\$295 | 18 MINUTES | STUDY GUIDE | POST TEST | POWERPOINT PRESENTATION DETAILING CMS REGULATIONS AND THE JOINT COMMISSION REQUIREMENTS





Those In Need: Suicide Precautions in the Healthcare Setting

Patients in any healthcare setting can be at risk for suicide and are often overlooked. Hospitals, Ambulatory Settings and Emergency Departments must recognize those at risk and meet Joint Commission Standards and Centers for Medicare and Medicaid Services (CMS) Regulations.

With scenarios in inpatient, ambulatory and ED settings, this program will provide your staff with the tools they require to recognize those at risk for suicide and respond appropriately so that individuals can get the help they need! After viewing this program, staff will be able to:

- Identify risk factors and protective factors for patients at risk for suicide
- Screen for depression and suicide risk
- Activate a response and implement Suicide Precautions
- Provide a safe patient environment and remove harmful objects
- Determine level of risk to help create an appropriate treatment plan, including an observation schedule
- Maintain the right attitude and initiate crucial conversations
- Document and communicate assessments and interventions

\$295 | 20 MINUTES | INCLUDES STUDY GUIDE | POST TEST | APPROVED FOR 1 CONTACT HOUR CE CREDIT FOR NURSES 



Pain Management: The Fifth Vital Sign

Hospitals, home healthcare agencies, nursing homes and other facilities must provide effective pain management in order to enhance quality of care and meet The Joint Commission Standards.

After completing this training program, multi-disciplinary staff will be able to:

- Conduct an initial assessment and regular re-assessment of pain
- Utilize age-appropriate pain scales to help determine the intensity of pain
- Provide patient and family education regarding their roles in pain management
- Recognize barriers to effective pain management
- Identify methods of pain control to relieve and prevent pain
- Provide a pain management plan upon discharge

Special Offer: Study Guide includes sample Pain Assessment Forms and Policies.

\$195 | 16 MINUTES | INCLUDES STUDY GUIDE | POST TEST





Partners in Care... A Patient Education Series

Partners in Care is an Award Winning Series for Patient Education that help meet The Joint Commission's National Patient Safety Goals by educating patients on safety issues within the facility and in the home environment.

Many programs in the **Partners in Care** series are available in both *English and Spanish* and may be purchased individually for \$125 each, or as a package for only \$795. All programs come with Patient Handouts that can be incorporated into patient education and discharge planning protocols.

Please refer to the Patient Education section of this catalog for more information on these programs.





Patient Safety: A Critical Issue



One of the greatest issues facing healthcare today is the occurrence, frequency and severity of medical errors. The undeniable truth is that all facilities are at risk for these occurrences. The only real question is how we choose to address these errors and their solutions.

This program addresses The Joint Commission Standards and CMS Regulations mandating that healthcare facilities maintain a focus on patient safety, and features top experts in the field. After viewing this program healthcare professionals will be able to:

- Recognize the most common sources of errors, including medication errors
- Know what and when to report, including near misses
- Conduct a root cause analysis
- Understand the process of disclosure
- Explain the importance of a risk assessment method such as HFMEA (Healthcare Failure Mode and Effects Analysis)

Special offer: Tools incorporated in the Study Guide include [Patient Education Consumer Fact Sheets](#), and [Institute for Safer Medical Practices List of Dangerous Abbreviations or Dose Designations](#)

\$195 APIC MEMBER | \$225 NON-MEMBER | 21 MINUTES | INCLUDES STUDY GUIDE | POST TEST

NATIONAL
AWARD WINNER

Pressure Ulcers: Prevention Care and Management

This program helps ensure compliance with CMS and The Joint Commission, and addresses the strategies for assessing, preventing and treating pressure ulcers involving the interdisciplinary team of healthcare professionals. Highlights from the program include:

- Assessment of risk
- Protection against risk factors
- Education of staff and patients
- Identifying, describing and classifying pressure ulcers according to the NPUAP staging system
- Risk factors associated with the acquisition of pressure ulcers
- Strategies to prevent and manage pressure ulcers
- Wound care, including cleansing, dressing change, pressure redistribution and pain management

Content Advisor: Cynthia Sylvia, MSC, MA, RN, CWOCN, Sheree Lee, RN, CWOCN, and the American Association of Critical Care Nurses Review Committee

Special offer: The Study Guide includes two useful Tools: [Protocol for Pressure Ulcer Prevention](#), and a [Patient Evaluation Flow Chart](#)

\$295 | 18 MINUTES | STUDY GUIDE | POST TEST



Preventing Patient Falls: A Team Approach

Real-life scenarios present evidence-based strategies along with protocols and interventions to prevent patient falls and reduce the severity of fall-related injuries. Developed for the interdisciplinary Fall Prevention team, this program covers fall risk assessment tests, multidimensional patient factors, environmental issues, and research-supported interventions.

Highlights from the program include:

- Assessing patient risk factors
- Environmental hazards and interventions
- Protocols for high-risk patients
- Patient and family education
- Mobility aids and fall prevention technology
- Communication and documentation

Content Advisors: Melissa A. Fitzpatrick, RN, MSN, FAAN (Past President, American Association of Critical-Care Nurses) & Deanna Gray-Miceli, PhD, GNP-BC, CRNP, FAANP

295 NPSF MEMBER | \$325 NON-MEMBER | 18 MINUTES | STUDY GUIDE | POST TEST



Providing Evidence-Based Care: Avoiding the Use of Restraints

Regulations by the Centers for Medicare and Medicaid Services (CMS) and standards by The Joint Commission stress that the use of restraints is a last resort and that alternatives to restraints must be explored and implemented.

After watching this program staff will be able to answer these important questions:

- What is and what is not considered a restraint?
- What are the triggers that lead to problematic behavior?
- How do you assess and evaluate the patient's behavior?
- What are de-escalation techniques and how are they applied?
- Why is appropriate monitoring and assessment essential?
- What are practical alternative interventions?
- What are the documentation requirements for CMS and The Joint Commission?

Content Advisors: Elizabeth Capezuti, PhD, RN, FAAN, Sue Dill Calloway, RN, MSN, JD, and Sharon Stahl Wexler, PhD, RN, BC

Special Offer: SAVE when you purchase our **Restraints Package!** This program along with **Restraints, Seclusion and the 1 Hour Face-to-Face Evaluation** for only \$395!

**\$295 | 20 MINUTES | STUDY GUIDE | POST TEST | POWERPOINT PRESENTATION DETAILING
CMS REGULATIONS AND THE JOINT COMMISSION REQUIREMENTS**





Restraints, Seclusion, and the 1 Hour Face-to-Face Evaluation

If a patient is restrained or secluded, the Centers for Medicare and Medicaid Services (CMS) mandate the execution of a 1 Hour Face-to-Face Evaluation. The Joint Commission Standards also require evaluation and monitoring. Program highlights include:

- How to recognize and respond to signs of distress
- Definition of restraints and seclusion
- Personnel required to conduct the 1 Hour Face-to Face Evaluation
- Conducting the 1 Hour Face-to-Face Evaluation
- Monitoring the restrained or secluded patient
- Staff and patient debriefing
- Documentation and reporting requirements for CMS Regulations and The Joint Commission Standards

Content Advisors: Sue Dill Calloway, RN, MSN, JD and Renee John R. Repique, MS, APRN, BC

Special Offer: SAVE when you purchase our Restraints Package! This program along with **Providing Evidence-Based Care: Avoiding the Use of Restraints** for only \$395!

\$295 | 18 MINUTES | STUDY GUIDE | POST TEST | POWERPOINT PRESENTATION DETAILING CMS REGULATIONS AND THE JOINT COMMISSION REQUIREMENTS





Safe Injection Practices

This short, to-the-point program highlights the Safe Injection Practices recommended by the CDC, The Joint Commission, Institute for Safe Medical Practices and Infusion Nurses Society. These recommendations were developed to prevent actions that can spread bloodborne pathogens such as Hepatitis B and C and HIV as well as bacterial, fungal and viral infections; and reduce the risk of needlestick injuries to both patients and healthcare workers.

Topics presented include:

- Sources of transmission
- Practices that have contributed to outbreaks
- Aseptic technique for handling, preparing and storing medications and supplies
- Standard Precautions including safe injection practices, hand hygiene and PPE
- Safer Medical Devices

Clinical Advisors: Wanda Neal Hooper, BSN, MS, RN, CIC and April Tracy, RN, BSN, IP

\$195 | APIC MEMBER | **\$225** NON MEMBER | 10 MINUTES | INCLUDES POST TEST



Back to Basics! 4-Part Series

Infection prevention is going **Back to Basics!** Each of these programs provides hands on, step-by-step demonstrations that realistically portray infection prevention challenges and how to effectively deal with them.

Special Offer: **SAVE** and purchase all four **Back to Basics!** programs for \$420 APIC member and \$495 Non-Member

PROGRAM 1

Back to Basics! Selecting and Using Personal Protective Equipment

By choosing the right personal protective equipment (PPE), and using it at all the appropriate times, healthcare workers can protect themselves and others from harmful organisms. This general orientation video educates all healthcare workers on every important aspect of PPE, including:

- Types of PPE
- Selecting PPE following Standard Precautions and Isolation Precautions
- Selecting PPE according to the task
- Safe work practices
- Step-by-step demonstration of how to properly don and remove PPE

\$120 APIC MEMBER | \$145 NON-MEMBER | 10 MINUTES | INCLUDES POST TEST





PROGRAM 2
Back to Basics!
Applying Standard
Precautions

The quickest way to train your staff on how to apply Standard Precautions!

According to the CDC, one of the best ways to prevent infection is to interrupt the pathogen during transmission, and the principle way to do this is to practice Standard Precautions.

This general orientation video will help all healthcare workers understand and apply the basic principles of Standard Precautions, including:

- Proper hand hygiene
- Application of personal protective equipment (PPE)
- Respiratory hygiene/Cough etiquette
- Care of the environment
- Cleaning, disinfection or sterilization of patient care equipment, instruments and devices
- Correct handling of textiles and laundry
- Safe injection practices

\$120 APIC MEMBER | \$145 NON-MEMBER | 10 MINUTES | INCLUDES POST TEST



PROGRAM 3
Back to Basics! OSHA Fit Testing
for Particulate Respirators

As required by the Occupational Safety and Health Administration (OSHA), and to satisfy recommendations by the Centers for Disease Control and Prevention (CDC) all staff who may be at risk from exposure to an infected individual must be trained on respiratory protection! This program includes all the information you need to stay current on OSHA's Respiratory Standards including these important topics:

- How the N95 Respirator works
- How to conduct a proper fit test and user/seal check
- How to don the respirator
- How to properly remove and dispose of the N95 Respirator

\$120 APIC MEMBER | \$145 NON-MEMBER | 10 MINUTES | INCLUDES POST TEST





PROGRAM 4

Back to Basics! Preventing Occupational Exposure to Bloodborne Pathogens

The fact is, occupational exposure to bloodborne pathogens is a hazard for any healthcare worker who uses or may come in contact with needles or other sharps!

This program discusses the Occupational Safety and Health Administration (OSHA) requirements and the National Institute for Occupational Safety and Health (NIOSH) recommendations, including:

- Common bloodborne pathogens and how they are transmitted
- Exposure control plan
- Engineering and work practice controls to prevent transmission
- Personal protective equipment (PPE) appropriate for the task
- Labels and signs to communicate hazards
- Hepatitis B vaccination
- Post-exposure follow up

\$120 APIC MEMBER | \$145 NON-MEMBER | 13 MINUTES | INCLUDES POST TEST



Ergonomics: Working Smarter, Not Harder

All healthcare workers, from clinicians to support staff are at risk for Musculoskeletal Disorders (MSDs). After completing this program, your staff will be able to:

- Identify common MSDs and their signs and symptoms
- Explain the importance of reporting MSDs early and the consequences of failing to do so
- Describe how to report an injury
- Identify risk factors, jobs and activities associated with MSD hazards
- Describe engineering controls that will prevent injury
- Demonstrate effective work practice techniques for preventing and avoiding MSDs

This program includes detailed information on back safety!

Content Advisor: Guy Frugala, PhD, PE, CSP

\$195 | 19 MINUTES | INCLUDES STUDY GUIDE | POST TEST



Safe Injection Practices

This short, to-the-point program highlights the Safe Injection Practices recommended by the CDC, The Joint Commission, Institute for Safe Medical Practices and Infusion Nurses Society. These recommendations were developed to prevent actions that can spread bloodborne pathogens such as Hepatitis B and C and HIV as well as bacterial, fungal and viral infections; and reduce the risk of needlestick injuries to both patients and healthcare workers.

Topics presented include:

- Sources of transmission
- Practices that have contributed to outbreaks
- Aseptic technique for handling, preparing and storing medications and supplies
- Standard Precautions including safe injection practices, hand hygiene and PPE
- Safer Medical Devices

Clinical Advisors: Wanda Neal Hooper, BSN, MS, RN, CIC and April Tracy, RN, BSN, IP

\$195 | APIC MEMBER | **\$225** NON MEMBER | 10 MINUTES | INCLUDES POST TEST



Safety First: General Orientation Program

This program is an excellent orientation program as it addresses all things safety in only 15 minutes! Provides training on the mandatory safety issues in a healthcare facility including:

- Spills
- Back safety and ergonomics
- Fire and electrical safety
- Hazardous materials
- Radiation safety
- Construction safety
- Bioterrorism and disaster preparedness

Special offer: SAVE money with our **Orientation Package!** Purchase both *Safety First* and *Infection Control for General Orientation: What You Need to Know* for only \$375! For more information on *Infection Control for General Orientation: What You Need to Know*, please refer to the [Infection Prevention and Control](#) section of this catalog.

\$225 | 15 MINUTES | INCLUDES POST TEST





APIC

Smallpox Vaccine: The 8-Minute Solution

This important program addresses the Smallpox vaccine and will help your staff:

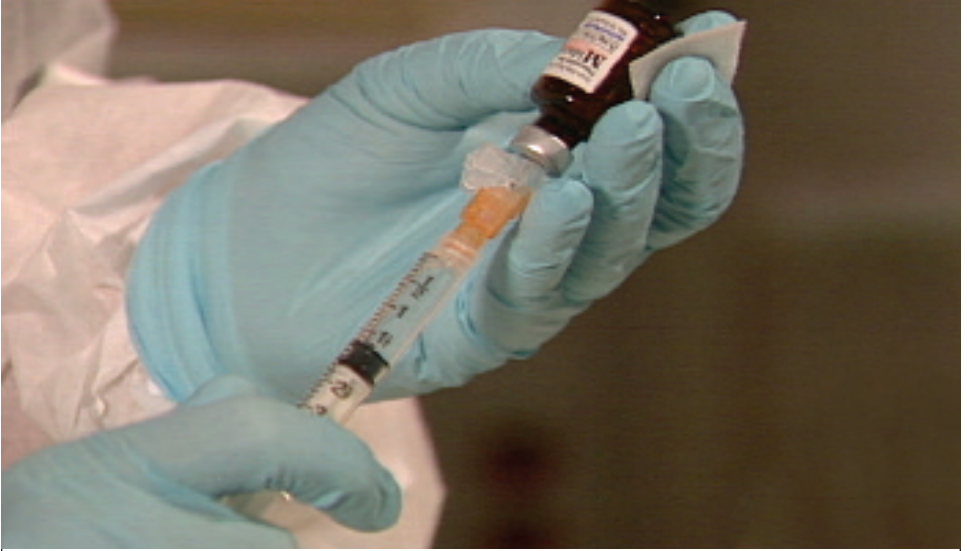
- Understand how smallpox is transmitted
- Recognize the signs and symptoms of smallpox
- Identify who should and should not consider the vaccine
- Understand how the vaccine works to prevent the disease
- Be aware of side effects and complications associated with the vaccine

Clinical Advisors: William Schaffner, MD, Tom Talbot, MD and Vicki L. Brinsko, RN, BA

Special offer: *Smallpox Vaccine* is part of The Infection Control **8-Minute Solution Series**. Each program provides solutions for today's most critical infection control problems in only 8 minutes! With eight important topics to choose from, these programs are great training tools for orientation or if a breakout occurs.

SAVE WHEN YOU PURCHASE ANY **FOUR** PROGRAMS IN THE 8-MINUTE SOLUTION SERIES FOR ONLY **\$295** APIC MEMBER | **\$325** NON-MEMBER

\$99 APIC MEMBER | **\$125** NON-MEMBER | 8 MINUTES | INCLUDES POST TEST



Moderate Sedation: Complying with Accreditation and Regulatory Requirements

A patient's response to sedation is not always predictable; therefore, it is imperative that healthcare providers who administer moderate sedation study the evidence-based practices and required standards and regulations essential in providing safe, effective patient care.

This comprehensive training module will educate staff on the following:

- Pharmacology of medications / agents used
- How to safely deliver these medications
- Pre-procedural, procedural, and post-procedural assessment and monitoring of patients
- Safety and infection prevention protocols
- Proper documentation
- Current regulations, accreditation standards, recommended practices and guidelines that apply to the use of moderate sedation / analgesia

Special Offer: Included with the purchase of this program is a Learning Tool: *Common Medications Chart*.

\$295 AANA MEMBER | \$325 NON-MEMBER | 15 MINUTES | INCLUDES STUDY GUIDE | POST TEST | LEARNING TOOL | APPROVED FOR 1.5 CONTACT HOURS OF CONTINUING EDUCATION FOR NURSES





Sexual Harassment in Healthcare: Relearning the Rules

In caring for patients, healthcare providers often discuss intimate and personal subjects. Over time, they may become desensitized to what constitutes sexually inappropriate behavior. Through dramatized scenarios, this program gives clear straightforward answers to these questions:

- What behavior is considered sexual harassment?
- What behavior is not considered sexual harassment?
- When does innocent fun end and harassment begin?
- What is the legal definition of sexual harassment?
- What are the two types of sexual harassment?
- What procedures should you follow if you are sexually harassed?
- Are you sexually harassing someone and are not even aware of it?

\$195 | 35 MINUTES



Spiritual Assessment: Meeting the Spiritual Needs of Patients

Spiritual health can determine how willing patients are to participate in their own care, to accept education, and to comply with treatment. This important training package helps meet The Joint Commission Standards for assessing and meeting the spiritual needs of your patients. After viewing this program, staff will be able to:

- Define the difference between spirituality and religion
- Complete a spiritual assessment
- Recognize signs of spiritual health
- Define the levels of spiritual distress and recognize the signs of each
- Recognize barriers to effective interventions
- Use proven techniques that aid in successful positive interaction

\$195 | 17 MINUTES | INCLUDES STUDY GUIDE | POST TEST





Those In Need: Suicide Precautions in the Healthcare Setting

Patients in any healthcare setting can be at risk for suicide and are often overlooked. Hospitals, Ambulatory Settings and Emergency Departments must recognize those at risk and meet Joint Commission Standards and Centers for Medicare and Medicaid Services (CMS) Regulations.

With scenarios in inpatient, ambulatory and ED settings, this program will provide your staff with the tools they require to recognize those at risk for suicide and respond appropriately so that individuals can get the help they need! After viewing this program, staff will be able to:

- Identify risk factors and protective factors for patients at risk for suicide
- Screen for depression and suicide risk
- Activate a response and implement Suicide Precautions
- Provide a safe patient environment and remove harmful objects
- Determine level of risk to help create an appropriate treatment plan, including an observation schedule
- Maintain the right attitude and initiate crucial conversations
- Document and communicate assessments and interventions

\$295 | 20 MINUTES | INCLUDES STUDY GUIDE | POST TEST | APPROVED FOR 1 CONTACT HOUR CE CREDIT FOR NURSES 



Violence in Healthcare

This important program looks at the escalation of violence in the healthcare environment. Why does it exist, and what can you do about it?

This program will help every healthcare provider:

- Understand why violence exists
- React properly and professionally
- Recognize potentially violent situations
- Cope with post-traumatic stress

Special offer: Also included with this program is a free 10-minute program focusing on protective techniques. Nancy Chez, RN, MA, CCRN, CEN, a recognized authority in emergency and critical care nursing, fully demonstrates maneuvers that can be used by ANY healthcare provider to protect themselves, their co-workers and patients.

\$195 | 18 MINUTES



PROGRAM INDEX

Age Specific Care for the Population We Serve	7, 8
Aseptic Technique: An Essential Strategy	62, 64
Back to Basics 4-Part Series	65, 139
• Back to Basics: Applying Standard Precautions	66, 140
• Back to Basics: OSHA Fit Testing for Particulate Respirators	66, 140
• Back to Basics: Preventing Occupational Exposure to Bloodborne Pathogens	67, 141
• Back to Basics: Selecting and Using Personal Protective Equipment	65, 139
Building on the Plan: Infection Prevention for Construction Personnel	38, 68
<i>Clostridium difficile</i> : A Growing Threat	20, 70
Compliance Issues in Healthcare: Doing the Right Thing	37
Critical Thinking Skills: Thinking Your Way to Better Patient Care	40
Customer For Life 6-Part Series	42
• Building Customer Loyalty: One Relationship at a Time	42
• Don't Run, Don't Hide: Dealing with Customers Who are Angry or Upset	43
• It's a Private Matter: Confidentiality and Privacy in Healthcare Organizations	43, 125
• Making a Difference: Roles for Support Services in Customer Satisfaction	44, 55
• No Second Chance to Make a First Impression: Effective Telephone Skills	44
• Recovering From Customer Service Breakdowns: Turning Problems into Opportunities	45
Dignity and Respect: Showing Our Patients Cultural Sensitivity	41
Dispelling the Myths: Influenza Vaccination, Education & Prevention	99
Documentation: Sharpening Your Skills	46
Ergonomics: Working Smarter, Not Harder	142
Ethical Issues in Nursing 4-Part Series	56
• Introduction: Concepts, Values and Decision Making (Program 1)	56
• Respect: Dignity, Autonomy and Relationships (Program 2)	56
• Commitment: Patients, Professionalism and Boundaries (Program 3)	57
• Protection: Privacy, Safety and Standards (Program 4)	57
Fighting Respiratory Diseases: Our Best Defense	21, 71
Fire Safety in the Operating Room: Strategies for Keeping It Safe!	10, 60, 105
From Top To Bottom: The Environmental Services 3-Part Series	53, 72
• From Top To Bottom: Cleaning & Disinfecting Ambulatory Care Centers, Physician Offices and Retail Clinics	9, 52, 69
• From Top To Bottom: Cleaning the Occupied and Discharged Patient Room	53, 72
• From Top To Bottom: Cleaning Operating and Procedure Rooms	14, 54, 73, 106
• From Top To Bottom: The Front Line of Infection Control	54, 73
Hand Hygiene: Cleaning up Our Act	22, 74

PROGRAM INDEX

Implementing EMTALA: Strategies for Compliance	47
Infection Control for General Orientation: What You Need to Know	76
Infection Control: The 8-Minute Solution Series	78
• <i>Clostridium difficile</i> : The 8-Minute Solution	79
• Hand Hygiene: The 8-Minute Solution	79
• Moderate Sedation: Complying with Accreditation and Regulatory Requirements ..	12, 25, 108, 146
• MRSA: The 8-Minute Solution	80
• Oral Hygiene: The 8-Minute Solution	80
• Respiratory Etiquette: The 8-Minute Solution	81
• Skin Care: The 8-Minute Solution	81
• Smallpox Vaccine: The 8-Minute Solution	82, 145
• Vancomycin-Resistant Enterococcus (VRE): The 8-Minute Solution	82
IV Catheter-Related Infections: CDC Guidelines for Prevention	23, 83, 100
MRSA: Time for Action	24, 84
Of Critical Importance: The CDC Isolation Guideline Explained!	86
Of Critical Importance: A one-of-a-kind 4 part Series for Central Service Staff	27, 30, 85
• Of Critical Importance: The Role of Central Service in Infection Prevention	31
• Of Critical Importance: Cleaning Protocols for Medical Instruments and Devices	32
• Of Critical Importance: Protocols for High-level Disinfection	33
• Of Critical Importance: Sterilization Protocols	34
On High Alert: Infection Prevention Practices for the Operating Room	16, 77, 107
Overcoming the Obstacles: Improving Hand Hygiene Compliance	13, 75
Pain Management: The Fifth Vital Sign	110, 131
Part of the Plan: Infection Prevention for Healthcare Professionals during Construction, Renovation, Repair and Maintenance	39, 87
Partners in Care...A Patient Education Series	112, 132
Partners in Care...Advance Directives for Patient Education	49, 113
Partners in Care...Drug-Resistant Organisms for Patient Education	88, 114
Partners in Care...Fall Prevention for Patient Education	58, 115
Partners in Care...Infection Control for Patient Education	116
Partners in Care...Medication Use for Patient Education	117
Partners in Care...Pain Management for Patient Education	111, 118
Partners in Care...Patient Education for Preventing Surgical Site Infections.	17, 90, 109, 119
Partners in Care...Patient Rights and Responsibilities for Patient Education	120, 126
Partners in Care...Pressure Ulcers for Patient Education	121
Patient Safety: A Critical Issue.	19, 133

PROGRAM INDEX

Pressure Ulcers: Prevention, Care and Management	102, 123, 134
Preventing Catheter-Associated Urinary Tract Infections	26, 91
Preventing Central Line Associated Bloodstream Infections (CLA-BSI)	92
Preventing Patient Falls: A Team Approach	59, 101, 135
Privacy & Security: The New HIPAA Rule	127
Providing Evidence Based Care: Avoiding the Use of Restraints	103, 128, 136
Recognizing Child Abuse 3-Part Series	35
• Physical Abuse (Program 1)	35
• Neglect and Emotional Abuse (Program 2)	36
• Sexual Abuse (Program 3)	36
Restraints, Seclusion, and the 1 Hour Face-to-Face Evaluation	104, 129, 137
Right at Home: Infection Control for Home Health	63, 93
Safe Injection Practices	18, 94, 138, 143
Safety First: General Orientation Program	61, 144
Screening for MRSA: How to Swab	95
Sexual Harassment in Healthcare: Relearning the Rules	147
Spiritual Assessment: Meeting the Spiritual Needs of Your Patients	50, 148
STAT! Responding to a Pediatric Code	122
TB Prevention and Control: New Challenges	96
Those in Need: Suicide Precautions in the Healthcare Setting	15, 48, 130, 149
To Care Always: Quality Care at the End of Life	28, 51
Top Priority: CDC Isolation Guideline for Multiple Drug-Resistant Organisms (MDRO's)	97
Ventilator-Associated Pneumonia: Reducing the Risk	29, 98
Violence in Healthcare	150

ORDER FORM

PROGRAM TITLE	QUANTITY	ASSOCIATION MEMBER PRICE	LIST PRICE	TOTAL PRICE EACH
_____	_____	x \$ _____	or \$ _____	= \$ _____
_____	_____	x \$ _____	or \$ _____	= \$ _____
_____	_____	x \$ _____	or \$ _____	= \$ _____
_____	_____	x \$ _____	or \$ _____	= \$ _____
_____	_____	x \$ _____	or \$ _____	= \$ _____
_____	_____	x \$ _____	or \$ _____	= \$ _____
_____	_____	x \$ _____	or \$ _____	= \$ _____
_____	_____	x \$ _____	or \$ _____	= \$ _____
_____	_____	x \$ _____	or \$ _____	= \$ _____

Sub Total: \$ _____

Shipping and Handling: \$ _____

(\$15.00 for first item, \$3.00 for each additional item. \$21.00 maximum. Continental US rates only.)

Total: \$ _____

Language Choices:* English Spanish Closed Caption

Format Choices:** DVD VHS

** May be additional charge for Spanish and Closed Caption. ** DVD formats are not interactive.*

Name: _____ Title: _____

AACN AHE APIC AVA IAHCMM NPSF Membership #: _____

Institution: _____

Department: _____ Email Address: _____

Phone: (____) _____ Fax: (____) _____

Address: _____

City: _____ State: _____ Zip: _____

Shipping Address *(if different from above):*

City: _____ State: _____ Zip: _____

Check enclosed for total: _____ Bill me (reference PO#): _____

Visa/Mastercard #: _____ Expiration date: ____/____/____

Return to: **Envision, Inc.** 644 West Iris Drive • Nashville, Tennessee 37204

615-321-5066 • Fax: 615-321-5119 • www.EnvisionInc.net

Toll Free: 866-321-5066

www.EnvisionInc.net

Toll Free: 866-321-5066

155

www.EnvisionInc.net

ENVISION, INC



Leaders in Health Care Education

644 West Iris Drive • Nashville, Tennessee 37204
615-321-5066 • Fax: 615-321-5119 • [www,EnvisionInc.net](http://www.EnvisionInc.net)